

# LEUCO

**CATALOG  
SOLID WOOD PROGRAM  
SW 02**



**SAWING  
PLANING  
PROFILING  
FINGER JOINTING / JOINTING**

[www.leuco.com](http://www.leuco.com)

## FIELDS OF APPLICATION FOR LEUCO TOOLS IN THE SOLID WOOD PROGRAM SW 02:

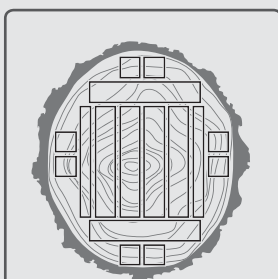
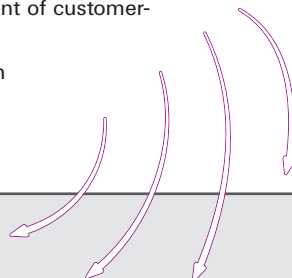


**SOLID WOOD**


LEUCO tools are used in the whole process chain of the woodworking industry for sawing, planing, profiling and finger jointing/jointing.

LEUCO is a manufacturer and service provider  
We will be pleased to advise you: Whether it's about the selection of the most suitable tool from our standard product range or the development of customer-specific tools!


We attach great importance to offering you the best solution for your application and your machinery!




**Saw mills**



**Beams and jointed products**



**Boards and planed material**



**Parquet**

**ALWAYS UP-TO-DATE: TOOLS, APPLICATION SOLUTIONS, NEWS, EVENTS ON OUR WEBSITE!**



**LEUCO.COM**

## BRANDS YOU CAN RELY ON

### Cutterheads



Universal cutterhead system with standard body

### LEUCO EcoPro

Flexible cutterhead system with direct knife clamping

### LEUCO SetProfiler

Back-serrated knife system with large resharpenable area



High-performance diamond profile cutters for customized profiles, play-free and quick knife change



High-performance diamond profile cutters for highest feed rates

### Cutting materials, coatings, and system tools



LEUCO HW cutting materials

### HL Solid®

LEUCO HW cutting materials for solid wood machining



Coatings for the cutting edges, adapted for each application



Shank-type tools and bore-type cutters with a shear angle  $\geq 55^\circ$  for the best cutting quality currently available on the market; long edge lives and additional applications that were previously considered technically impossible

**About the LEUCO Highlights  
in the SW 02**

---

**Sawmills**

|                        |    |
|------------------------|----|
| Chipping and Profiling | 3  |
| Pre-cut                | 13 |
| Re-cut                 | 16 |
| Spacer rings           | 18 |

---

**Joinery Technology**

|         |    |
|---------|----|
| Sawing  | 21 |
| Milling | 24 |

---

**Door Manufacturing**

|  |    |
|--|----|
| Frame joints                           | 29 |
| Door fillings                          | 32 |
| Door leaves                            | 34 |
| Handle hole / key hole, glass cut-outs | 36 |
| Lock-case, forend, holes               | 38 |

---

**Further Processing, Sawing in general**

|                  |    |
|------------------|----|
| Longitudinal cut | 43 |
| Cross cut        | 49 |

---

**Finger Jointing Technology**

|                                |    |
|--------------------------------|----|
| Saw blade hoggers              | 53 |
| Finger joint cutters           | 57 |
| Finger joint cutters disc-type | 63 |

---

**Planing/Profiling**

|           |    |
|-----------|----|
| Planing   | 69 |
| Profiling | 77 |

---

**Clamping Systems**

|  |     |
|--|-----|
| Clamping systems with HSK shank<br>for tools with bore | 103 |
|--|-----|

---

**Spare Parts**

|                        |     |
|------------------------|-----|
| Saw teeth              | 109 |
| Planing knives         | 110 |
| Turnover knives/knives | 120 |
| Accessory tools        | 126 |

---

|                                   |            |
|-----------------------------------|------------|
| <b>LEUCO resharpening service</b> | <b>129</b> |
|-----------------------------------|------------|

Reprinting, copying or translation – in whole or in part –  
requires prior consent and indication of source.

Subject to changes as part of technical development.  
We do not assume any liability for printing errors. This catalog  
replaces all previous editions.  
Version 04/2019

© copyright by Ledermann GmbH & Co. KG, 2019

---

**MAGENTIFY WOOD PROCESSING**  
**LEUCO – KEEPING THE WHOLE IN VIEW**

**LEUCO ranks among the leading international suppliers of complex tools solutions and intelligent services for the wood-working industry.**

Our goal is to improve the opportunities for our customers and partners through forward-looking innovations and to open up the potential of wood and related materials as a recyclable raw material to benefit people.

In close contact with our industry, we design and develop tungsten carbide and diamond-tipped circular saw blades, hoppers, boring and shank-type tools, drill bits, turnover knives and clamping devices.



**"OUR CUSTOMERS' NEEDS DRIVE OUR INNOVATION.**

**THE DIALOG WITH OUR CUSTOMERS IS THE KEY."**

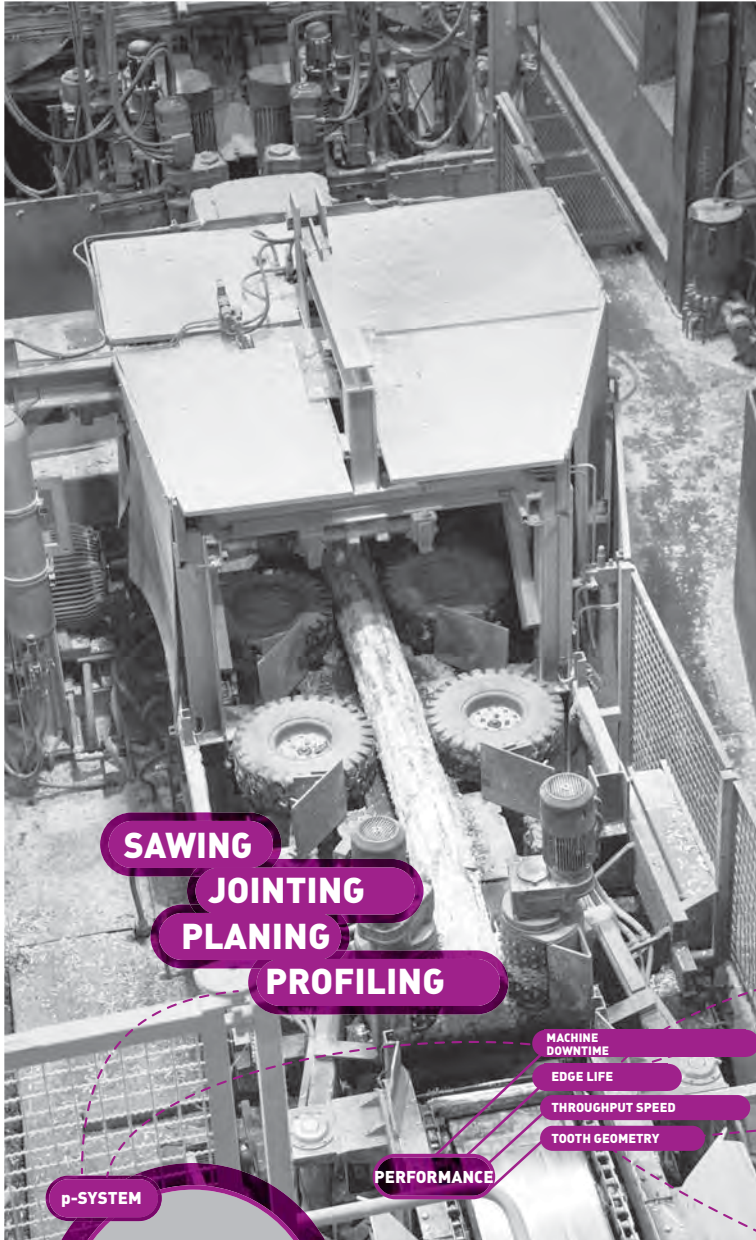
Our goal is to streamline the processes of our customers in the construction, furniture and panel industry, in lumber mills and interior design companies while also opening up new opportunities in working with the growing variety of materials.

Comprehensive consulting services, our sharpening service at manufacturer quality and future tool management solutions have made LEUCO a one-stop tool shop for our customers. Today, around 1,200 employees work for LEUCO worldwide. With sales subsidiaries in Australia, Belgium, England, Japan, Poland, Singapore, Thailand, Ukraine and Belarus, as well as sales and production locations in China, France, Malaysia, Russia, Switzerland, South Africa and the U.S., our company is represented on all five continents.

### **LEUCO** **Magentify Wood Processing**



# MACHINING OF SOLID WOOD



**SAWING**

**JOINTING**

**PLANING**

**PROFILING**

**MACHINE DOWNTIME**

**EDGE LIFE**

**THROUGHPUT SPEED**

**TOOTH GEOMETRY**

**PERFORMANCE**

**p-SYSTEM**

**COMPETENCE IN CUTTING MATERIALS**



**LEUCO SERVICE**

**REDUCTION OF DEPOSITS**

**COATING**

**QUALITY**

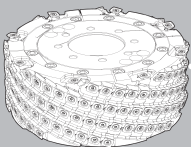
**CONCENTRIC ACCURACY**

**PRECISION**

**CUTTING QUALITY**

**NO KNIFE MARKS**

**SMOOTH SURFACES**



**Cutting materials**



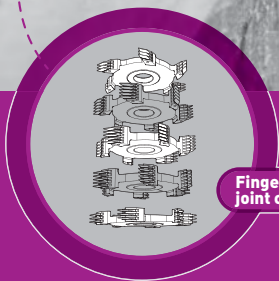
**CUSTOMER:** "In our segment, resource saving and optimal exploitation of waste products is not only a nice savings effect but part of our overall business. Our products often are at the beginning of the process chain. If we supply good quality, the following processors will benefit."



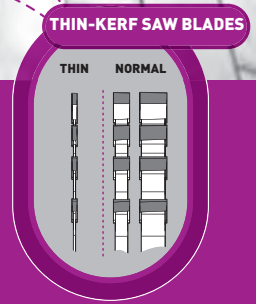
**LEUCO:** "Designing our tools, we take this responsibility very seriously. Our measures for sawing, finger jointing, planing and profiling are high concentric accuracy, long edge lives, reduction of deposits. This is how you reach best quality, low machine downtimes, high through-feed speed and optimal "waste products"."



- SAWING
- FINGER JOINTING
- PLANING
- PROFILING



- RESOURCE EFFICIENCY
- THIN KERFS
- CHIP OPTIMIZATION
- WASTE OPTIMIZATION





## **PLANING KNIVES WITH "LEUCO TOPCOAT" COATING FOR A TRIPLE EDGE LIFE**

Since the middle of the year 2017, LEUCO planing knives have been available with the still young but proven "LEUCO topcoat" coating. The 3-times higher edge lives compared to uncoated knives convinced the users. Thanks to the new "LEUCO topcoat" coating, the planing knives have anti-adhesion properties and therefore also the undesired heating is avoided.

The coated knives can be used on all common planing cutterheads. They can be resharpened without problems and without damaging the coating. After having resharpened, the knives have again the 3 times higher edge life.

### **Proven coating**

For more than two years, the "LEUCO topcoat" coating on finger joint cutters has convinced thanks to its triple edge life. The coated finger joint cutters are used for deciduous and coniferous wood.

Thanks to the coating of the cutting edge, a general reduction of wear can be achieved. In the future, the "LEUCO topcoat" will be part of the product range regarding tools for solid wood processing.

---

## **HIGH-PERFORMANCE PROFILE CUTTERHEAD "ULTRAPROFILER PLUS"**

**Cutting edges are replaced manually, quickly and with highest precision.** The cutting edges of the new **high-performance cutterhead "UltraProfilier plus"** are changed manually but yet quickly with the highest level of precision. With the innovative cutting insert clamp the blades position themselves on their own without clearance. The user only requires a torque wrench and the replacement procedure lasts max. half a minute. The knives have a precise and firm seat; the safety of the head is guaranteed.

The new UltraProfilier plus reaches a cutting speed up to 80 m/min with a feed rate of up to 120 m/min at 6,000 rpm. With its aluminum base frame, the cutterhead is used in double end tenoners and moulders as well as in spindle shapers and machining centers to profile solid timber and wood materials. The cutterhead body and mounting plates will be profiled according to customer specifications with profile depths up to 26 mm.



The new LEUCO cutterhead "Ultraprofilier Plus" allows a cutting speed of up to 80 m/min. Thanks to the new clamping set-up, the user can change the cutters manually with the highest precision.



## SOMETHING IS HAPPENING HERE

Timber home builder Rolf Rombach uses the "LEUCO surfCut" Jointing Cutterhead to build "wood only" premium timber homes. And for good reason.

It all really started nine years ago. Rolf Rombach began producing "wood only" elements for luxury home construction. What was new at the time was that all the prefabricated elements were produced from solid beech lumber using threaded rods and no glue. What follows is a success story. Rombach makes every effort to streamline his production processes which is why the inventive timber home builder uses the new high-performance "LEUCO surfCut" Jointing Cutterhead.

### It is anything but standard.

When manufacturing the solid wood elements for "wood only" homes, planed tongue and groove planks are laid in cross and diagonal layers on the assembly tables. An internally configured machine subsequently drills blind holes on the surface in defined grid patterns and screws in the solid wood threaded screws. In the meantime, the machine's counter indicates over 1.7 million. The design is patented and produces torsion-resistant components without the use of glue. The company Rombach Bauholz und Abbund GmbH has evolved into one of the leading builders of timber homes. It has been a long and intense road from a small workshop to one of the most innovative timber home construction companies with roughly 70 employees. Though the "threaded connection holds considerably better than the wooden dowels normally used for this purpose, they are not as easy to produce," explains Rombach. To produce the wood screws, Rombach himself has designed and built a machine to machine wood screws. "We have built a second one in the meantime which is three times as fast and is even more precise," says Rombach with a smile.

»With the new plain milling cutter, we can work twice as fast compared to the conventional tools, thus reaching about 75% of the machine's potential feed speed, compared to 50% with other tools«

### Uniqueness is key


After stiffly jointing the pieces on the customized production system, another decisive step follows. The elements measuring 2.90 x 8.60 m in size are milled flat and evenly on a Hundegger portal machining center. First of all, this step eliminates the projections on the threaded rods; secondly, the surface is calibrated so that the other side of the element can be evenly grinded later on. With such large sizes, it is a time-intensive process, not to mention the other working steps, such as sizing, folding, grooving, and machining the cut-outs for windows and doors. These cut-

outs are already taken into account when laying the boards on the assembly table and only have to be milled to a finish at a later time. The rational manufacturing method for the elements also brings with it numerous problem spots when plain milling the walls. Because each time the plain milling cutter is moved back and forth and chipping occurs with the feed and against the feed, the tool not only goes in and out of the edges numerous times, it also goes

### CARPENTER FRANK SCHMID

through the cut-outs for doors and windows. The cutting quality of the plain milling cutter is therefore decisive, especially because it also functions as the router, grooving cutter and folding unit. "When machining such solid wood, chipping often occurs when the tool exits the wood if moving with the feed," adds Steffen Hampel, head of tool development at LEUCO. The company has addressed these challenges by designing the "LEUCO surfCut" Jointing Cutterhead.

What is the difference ...



The "surfCut" Jointing Cutterhead was designed with a higher axis angle, the turnover knives are larger and more stable. Together with the slightly rounded cutting inserts, this considerably improves the quality of the cutting results, leads to longer edge lives with a simultaneously higher feed speed.

## MAGENTIFY WOOD PROCESSING

### What is the difference

"Compared to conventional jointing cutterheads, we have created the "surfCut" cutterhead with a larger axis angle and also designed the turnover knives to be bigger and more stable," explains a product manager at LEUCO. Together with the slightly rounded cutting inserts, this considerably improves the quality of the cutting results, leads to longer edge lives with a simultaneously higher feed speed. It is no coincidence that Rombach was the first user who recognized the potential of an improved cutting head, especially since it doesn't matter who the manufacturer is when purchasing tool accessories. The company has been using the "surfCut" for roughly one and a half years and has saved time and money in the process. "With the new plain milling cutter, we can work twice as fast compared to conventional tools, thus reaching about 75% of the machine's potential feed speed, compared to 50% with other tools," explains carpenter Frank Schmid, based on his experience. Expert Steffen Hampel can explain this phenomenon: "The tool geometry is optimized specifically for machining spruce and pine. In the process, a lot of branches are chipped, in other words, milled on the front. For this work to go smoothly, the cutting pressure is crucial. And it also depends on the functioning and rapid transfer of the chips out of the tool's gullet." With "surfCut," the gullet is larger and its shape developed and optimized based on these requirements. This prevents twigs and branches from getting jammed, which can increase the cutting pressure and would result in poorly produced surfaces. "In addition, the large gullets and the solid design of the cutting edges largely prevent an edge break," adds Hampel.



The work on the portal machining center from Hundegger was improved using the "LEUCO surfCut" by woodworker Rolf Rombach. His customers now demand an outstanding surface quality. Plain milling the elements is such a basic working step that now takes less time using the new tool, Tobias Wehrle shown here.

In Oberharmersbach, Germany, Rombach produces all prefabricated elements from solid beech wood using threaded rods and no glue. The design is patented and produces torsion-resistant components without the use of glue.





From the left: Company owner Rolf Rombach, carpenter Frank Schmid and Reinhold Isenmann - more info under [www.nur-holz.com](http://www.nur-holz.com)



### Customers take a close look

The use of the "surfCut" Jointing Cutterhead has reduced the machine downtimes in the company. "Previously, when production was operating in two shifts, cutters had to be replaced every other day, but now, despite higher feed speeds, the cutters only have to be replaced every third or fourth day," explains Schmid. The reduced downtimes and smooth production processes naturally make company CEO Rolf Rombach very happy. Because the "quality demands of our customer base have increased substantially. It's not for nothing that we are always on the look out for better solutions for each working step and have invested heavily in equipping our machine fleet, which includes a grinding machine for machining the surfaces of the exposed ends. Roughly 95% of the elements will not be further planked later. Our customers want to see the wood, so the surface has to be perfect," says Rombach. That's why the surface quality produced using simple milling tools is becoming increasingly insufficient. For Rombach, it is no longer an issue. "Using the LEUCO tool, we can work faster, the edge lives are longer and, in the process, we achieve a cleanly machined surface that looks good," he adds.





Cut-outs for windows and doors are taken into account when laying the boards and only have to be milled to a finish later on. Because each time the plain milling cutter moves back and forth and chipping occurs with and against the feed, the tool goes in and out of the edges numerous times. With the LEUCO surfCut, Rombach can operate the machine with 75% of its potential feed speed.

### AT A GLANCE – “LEUCO SURFCUT” JOINTING CUTTERHEAD PRODUCES A QUALITY FINISH

**Planing, hemming, tenoning or grooving: The new jointing cutterhead “LEUCO surfCut” impresses wood building companies and carpentry shops.**

- | Very smooth, chip-free surfaces – even with branches
- | Long edge lives – can be operated up to four times longer than conventional ones
- | Large gullets can handle high volumes of chips, branches do not get jammed in the gullet
- | Reduced machine downtimes – new jointing cutterhead comes with fewer cutters and better performance
- | Compatible on all cutting centers, regardless of the machine manufacturer



TALK  
TO US!

**Markus ERKENBRECHER**

Markus.Erkenbrecher@leuco.com



**Boris WEINGART**

Boris.Weingart@leuco.com



**Markus SCHINDHELM**

Markus.Schindhelm@leuco.com



**Christian WEIGEL**

Christian.Weigel@leuco.com



We supply you with tool solutions i.e. for cutting into wet and frozen raw woods and for finger joint cutters with various cutting edge materials/coatings for load-bearing and non-load-bearing joints, and much more.

## NEW GEOMETRY BRINGS SUCCESS

Redesigned milling cutters reduce chipping on the trailing edge and achieve longer service lives

For almost two years, machine operators at Abies Austria in Oberweis have been working with LEUCO finger jointing cutters distributed through Oertli. The goal of this collaboration right from the start was to reduce the chips on the trailing edge while also extending the service life of the cutters. And it was a resounding success reports the Abies Austria Managing Director Günter Hessenberger:

“Due to heavy chipping on the trailing edge of the cutter, the machine was no longer meeting our needs and expectations,” he explained. So the company subsequently began looking for a partner that could provide a solution to this problem.” Working together with Oertli, distributor of LEUCO products in Austria, engineers looked for ways to improve the machine. While redesigning and developing the new milling cutter, Oertli engineers took into account the local operating conditions, such as cycle time, the glue used and the control parameters. Ultimately, they wanted to achieve a higher processing quality but with the same production capacity.

### New tooth geometry

The project was divided into two phases. During the first phase, engineers worked on the tooth geometry and, during the second, LEUCO developed a new tool coating. “In changing the tooth geometry, engineers focused on making the way the cutting edge engages more efficient,” adds Roman Edelhofer, key account manager at Oertli. In the process, engineers also took into account the fact that the new wedge shape facilitated sufficient clamping for fiber-free glues. These glues are used at Abies Austria because they indicate no swelling behavior and also because they extended the service lives of the planing knives. “It did not take us long to find the right tooth geometry,” reports Edelhofer.




The project partners: Roman Edelhofer, key account manager at Oertli LEUCO and Günter Hessenberger, managing director of Abies Austria, with the redesigned finger joint cutter (from left)



Aside from the finger joint cutters, Leuco supplies Abies Austria with circular saw blades. Hessenberger and Edelhofer with a circular saw blade in a customized design.

With the new finger joint cutters, the company has been able to reduce chipping while achieving the same high surface quality (see left photo). According to Hessenberger, the edge life increased by roughly 20%. The redesigned tooth geometry ensures sufficient clamping force between the finger joints (see photo in the middle). The company has now achieved a clean surface with the new system (see right photo).



**Resilient coating**

Leuco's engineers subsequently developed a new tool coating that further extends the cutter's service life. "This involved finding a middle way between coating thickness and the swelling that develops as a result and the service longevity," explains Edelhofer. During the tool production process, engineers evaporated the coating onto the cutting edge using a vacuum process which rounded the edge to a certain degree. By grinding the face of the cutting tooth, LEUCO ensured the new tool's high precision. This additional work step in producing the cutter has paid off several times over for the customer," says Edelhofer: "The finger joint cutters used always have sharply ground teeth, either as a new tool or after being sharpened." The protective coating is extending the tool's edge life and thus doing what it was designed to do. "Taking all needs into account, we succeeded in finding a good solution. As a result, we are benefiting greatly from our experiences with coatings," indicates Edelhofer.

**Edge life +20 %**

"We are satisfied with the result. The modifications we made have increased the service life by roughly one-fifth. At the same time, the surface quality improved. Given these improvements, we also made sure that the costs remained transparent," explains Hessenberger.

**Broad range of products**

The broad product portfolio from Abies Austria covers not only quality laminated timber, but includes ready-to-build construction kits for garden sheds and carports. To be able to produce the construction kits ourselves, the company invested in a refurbished Hundegger K1 joinery machine in 2014, which is used to produce any and all necessary joinery connections. In the past years, the managing director observed that a certain breadth in the range of products and services was becoming increasingly important. "Wood processing is getting increasingly complex. For certain projects, it is important to have a broad range of products because you only get the contract if you can handle the entire order," explains Hessenberger.

**From finger joint cutters to joinery tools**

"Since the joint development project, LEUCO now also supplies the company with circular saw blades, primarily in special dimensions. These are adjusted to the application parameters in the machine fleet. Furthermore, Leuco also supplies Abies Austria with coated and uncoated planing knives. LEUCO believes that to achieve outstanding customer satisfaction, not only good consulting prior to purchase is decisive, but also good follow-up service. Therefore, a service employee from its distributor Oertli stops by weekly and takes care of the tools by dropping off sharpened blades and picking up those that need to be sharpened. LEUCO is already developing new tools and coating systems. Oertli is also increasingly taking care of Abis Austria's

CNC joinery tools. Edelhofer also mentions the LIGNA trade show where both manufacturers intend to present new products."

This article appeared in Holzkurier issue 15/2017

**ABIES AUSTRIA**

Location: Oberweis, Austria

Founded: 2005

Managing director: Andreas Maxwald, Günter Hessenberger

Employees: 43

Products: quality laminated timber in visible and non-visible quality, Timber framing, log-house timber and finished construction kits, carports

Abies Austria was founded in 2005 by Andreas Maxwald and Günter Hessenberger. It has been producing quality laminated timber in the Upper Austrian town of Oberweis since June 2006.



After planing, the quality laminated timber is cut to the desired length.




At the customer's request, the company order picks the goods.

Joinery work is also part of the range of services provided by Abies Austria. For example, the company offers construction kits for garden sheds and carports.




CHIPPING




PROFILING

# Sawmills



PRE-CUT



RE-CUT

| Product                | Page |
|------------------------|------|
| Chipping and Profiling | 3    |
| Pre-cut                | 13   |
| Re-cut                 | 16   |
| Spacer rings           | 18   |

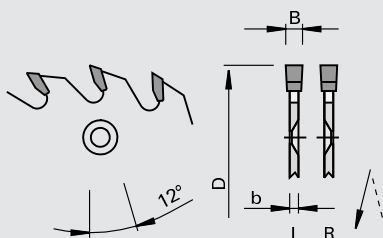
116410

### Hogger Rings HW "F" - Linck

Product



Drawing



LEUCO  
topline

LEUCO  
DUR

Tungsten Carbide [HW]

Machine / Application

- chipping line rough and fine cut
- for longitudinal cuts in wet and dry soft woods

Design

- tooth configuration: flat "F"
- cutting material: HW HL Solid 15 or HL Board 20

Advantages

- extremely high bending strength and hardness of the teeth

Notes

- the saw blade is optimized according to the LEUCO company standards as well as according to the customers specifications and machine parameters after consultation with the technical engineering
- Ident-No. is only for orientation

| Ø D  | B    | b    | b1   | D1   | Ø d  | Z  |            | Ident-No. [L] | Ident-No. [R] |
|------|------|------|------|------|------|----|------------|---------------|---------------|
| 576  | 4,5  | 3.5  | 6.0  | 531  | 422  | 52 | Linck V25  | 80347850 s    | 80347849 s    |
| 724  | 4,5  | 3.5  | 6.0  | 684  | 586  | 64 | Linck VM45 | 80371095 s    | 80371094 s    |
| [mm] | [mm] | [mm] | [mm] | [mm] | [mm] |    |            |               |               |

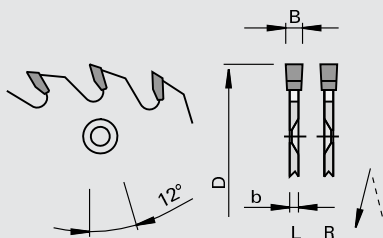
116410

### Hogger Rings HW "F" - EWD

Product



Drawing



LEUCO  
topline

LEUCO  
DUR

Tungsten Carbide [HW]

Machine / Application

- chipping line rough and fine cut
- for longitudinal cuts in wet and dry soft woods

Design

- tooth configuration: flat "F"
- cutting material: HW HL Solid 15 or HL Board 20

Advantages

- extremely high bending strength and hardness of the teeth

Notes

- the saw blade is optimized according to the LEUCO company standards as well as according to the customers specifications and machine parameters after consultation with the technical engineering
- Ident-No. is only for orientation

| Ø D  | B    | b    | b1   | D1   | Ø d  | Z  |          | Ident-No. [L] | Ident-No. [R] |
|------|------|------|------|------|------|----|----------|---------------|---------------|
| 745  | 6,6  | 5.0  | 6.0  | 700  | 520  | 60 | EWD PF19 | 80291614 s    | 80291613 s    |
| [mm] | [mm] | [mm] | [mm] | [mm] | [mm] |    |          |               |               |



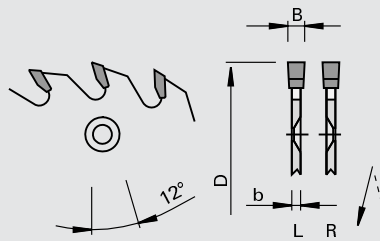
116410

**Hogger Rings HW "F"**

Product



Drawing

LEUCO  
toplineLEUCO  
DUR

Tungsten Carbide [HW]

Machine / Application

- chipping line rough and fine cut
- for longitudinal cuts in wet and dry soft woods

Design

- tooth configuration: flat "F"
- cutting material: HW HL Solid 15 or HL Board 20

Advantages

- extremely high bending strength and hardness of the teeth

Notes

- the saw blade is optimized according to the LEUCO company standards as well as according to the customers specifications and machine parameters after consultation with the technical engineering
- Ident-No. is only for orientation

| Ø D  | B    | b    | b1   | D1   | Ø d  | Z    | Ident-No. [L] | Ident-No. [R] |
|------|------|------|------|------|------|------|---------------|---------------|
| 560  | 5,0  | 3,6  | 5,8  | 485  | 405  | 48-4 | 80317242 s    | 80317243 s    |
| 605  | 4,4  | 3,2  | 6,0  | 540  | 440  | 48   | 80294208 s    | 80294209 s    |
| 620  | 5,0  | 3,8  | 5,0  | 540  | 450  | 60-3 | 80206577 s    | 80206581 s    |
| 630  | 4,4  | 3,2  | 6,0  | 539  | 440  | 48-3 | 80274257 s    | 80274262 s    |
| [mm] | [mm] | [mm] | [mm] | [mm] | [mm] |      |               |               |

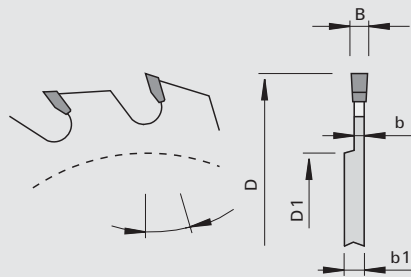
116200

## HW Segments - for Linck VPM profiling aggregate

Product



Drawing



Tungsten Carbide [HW]

Machine / Application

Linck VPM profiling aggregate  
for longitudinal cuts in wet and dry soft woods





Design

tooth configuration: flat "F"  
cutting material: HW HL Board 20

Advantages

extremely high bending strength and hardness of the teeth

Notes

|   | Ø D           | B           | b           | D1          | b1        | Z  | Ident-No. [L] | Ident-No. [R] |
|---|---------------|-------------|-------------|-------------|-----------|----|---------------|---------------|
|    | 414<br>[mm]   | 3,5<br>[mm] | 2.5<br>[mm] | 360<br>[mm] | 8<br>[mm] | 10 | 80334874 s    | 80335077 s    |
|   | 497<br>[mm]   | 3,5<br>[mm] | 2.5<br>[mm] | 446<br>[mm] | 8<br>[mm] | 8  | 80333596 s    | 80335075 s    |
|  | 499.4<br>[mm] | 3,5<br>[mm] | 2.5<br>[mm] | 446<br>[mm] | 7<br>[mm] | 10 | 80350396 s    | 80350395 s    |
|  | 498.2<br>[mm] | 3,5<br>[mm] | 2.5<br>[mm] | 447<br>[mm] | 7<br>[mm] | 11 | 80371097 s    | 80371098 s    |

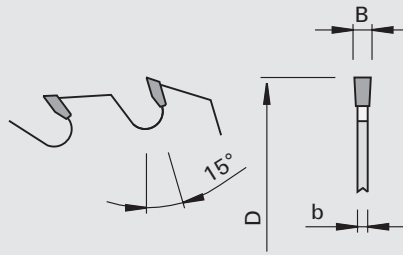
101310

## Gang-Rip Saw Blades HW "F" - for Linck VPM profiling aggregate

Product



Drawing

LEUCO  
toplineLEUCO  
DUR

Tungsten Carbide [HW]

MEC

Machine / Application

l Linck VPM profiling aggregate  
l for longitudinal cuts in wet and dry soft woods

Design

l tooth configuration: flat "F"  
l cutting material: HW HL Board 20

Advantages

l extremely high bending strength and hardness of the teeth

Notes

| Ø D         | B           | b           | Ø d        | Z  | Ident-No.  |
|-------------|-------------|-------------|------------|----|------------|
| 566<br>[mm] | 5,0<br>[mm] | 4,0<br>[mm] | 80<br>[mm] | 36 | 80350084 s |

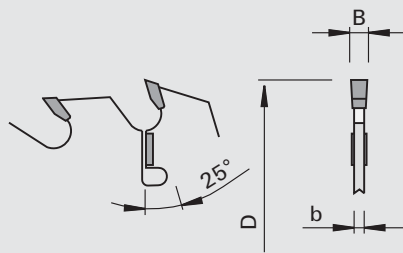
101315

## Gang-Rip Saw Blades HW with HW-rakers "F" - for profiling aggregate HewSaw

Product



Drawing

LEUCO  
toplineLEUCO  
DUR

Tungsten Carbide [HW]

MEC

Machine / Application

l profiling machines HewSaw  
l for longitudinal cuts in wet and dry soft woods

Design

l tooth configuration: flat "F"  
l cutting material: HW HL Board 10  
l circular saw blades with different openings

Advantages

l extremely high bending strength and hardness of the teeth

Notes

| Ø D         | B           | b           | Ø d        | Z  | Number of rakers | NL        | Ident-No.  |
|-------------|-------------|-------------|------------|----|------------------|-----------|------------|
| 351<br>[mm] | 4,6<br>[mm] | 3,2<br>[mm] | 70<br>[mm] | 24 | 2                | 1/6,3/100 | 80366486 s |
| 351<br>[mm] | 4,6<br>[mm] | 3,2<br>[mm] | 70<br>[mm] | 24 | 2                | 1/6,3/100 | 80371233 s |

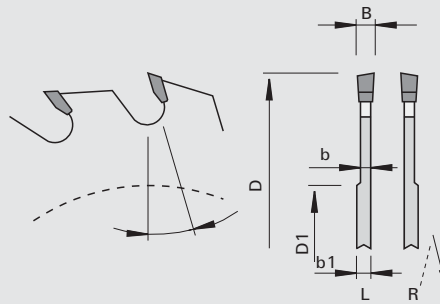
101353

## Gang-Rip Saw Blades HW "ES" - for profiling aggregate HewSaw

Product



Drawing



LEUCO  
topline

LEUCO  
DUR

Tungsten Carbide [HW]

Machine / Application

l profiling machines HewSaw  
l for longitudinal cuts in wet and dry soft woods

Design

l tooth configuration: top bevel "ES"  
l cutting material: HW HL Board 20

Advantages

l extremely high bending strength and hardness of the teeth

Notes

| Ø D  | B    | b    | b1   | D1   | Ø d  | Z    | DKN  | Free slots | Ident-No. [L] | Ident-No. [R] |
|------|------|------|------|------|------|------|------|------------|---------------|---------------|
| 250  | 5,2  | 3.6  | 6.0  | 115  | 70   | 24-6 | 20x8 | 3          | 80363728 s    | 80363727 s    |
| [mm] | [mm] | [mm] | [mm] | [mm] | [mm] |      | [mm] | [pc.]      |               |               |

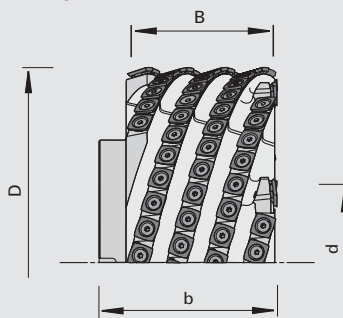
120281

## p-System Profile Cutters HW

Product



Drawing

LEUCO  
p-system

Tungsten Carbide [HW]

MEC

## Machine / Application

- | machine
- | EWD FR15, FR16
- | Linck VPF340
- | for milling of corners / profiling

## Design

- | one part and segmented
- | turnover knives can be used on all four sides
- | extremely scoring cut
- | cutting material: HW HL Solid 20

## Advantages

- | no chippings due to knots
- | considerable improvement of surface quality compared to the existing chipping knives
- | small chips suitable for pellet production
- | extremely long edge lives (up to 8 million running meters)

## Notes

- | chips are not suitable for paper industry
- | feed rate per tooth  $f_z = 2-8$  mm

| Ø D  | B     | b    | Ø d     | Z   | Shear∠ |                       |       |
|------|-------|------|---------|-----|--------|-----------------------|-------|
| 360  | 139,5 | 164  | 110     | 8+8 | 70     | vertical axis top     | EWD   |
| 360  | 139,5 | 164  | 110     | 8+8 | 70     | vertical axis bottom  | EWD   |
| 402  | 139   | 164  | 110     | 8+8 | 70     | vertical axis top     | EWD   |
| 402  | 139   | 164  | 110     | 8+8 | 70     | vertical axis bottom  | EWD   |
| 402  | 121   | 139  | 120/200 | 8+8 | 70     | vertical axis top     | Linck |
| 402  | 121   | 139  | 120/200 | 8+8 | 70     | vertical axis bottom  | Linck |
| 360  | 64    | 164  | 60      | 4+4 | 70     | horizontal axis right | EWD   |
| 360  | 64    | 164  | 60      | 4+4 | 70     | horizontal axis left  | EWD   |
| 360  | 64    | 164  | 60      | 5+5 | 70     | horizontal axis right | EWD   |
| 360  | 64    | 164  | 60      | 5+5 | 70     | horizontal axis left  | EWD   |
| 360  | 64    | 164  | 60      | 8+8 | 70     | horizontal axis right | EWD   |
| 360  | 64    | 164  | 60      | 8+8 | 70     | horizontal axis left  | EWD   |
| 360  | 89,2  | 164  | 60      | 6+6 | 70     | horizontal axis right | EWD   |
| 360  | 89,2  | 164  | 60      | 6+6 | 70     | horizontal axis left  | EWD   |
| [mm] | [mm]  | [mm] | [mm]    |     | [°]    |                       |       |

| Turnover Knives | B    | H    | S    | LEUCODUR    | Class-No. | PU    | Ident-No. |
|-----------------|------|------|------|-------------|-----------|-------|-----------|
| for Ø D=360 mm  | 21   | 21   | 5.5  | HL Solid 60 | 151559    | 10    | 186110    |
| for Ø D=402 mm  | 21   | 21   | 5.5  | HL Solid 60 | 151559    | 10    | 186111    |
|                 | [mm] | [mm] | [mm] |             |           | [pc.] |           |

| Spare parts        | Dimension   | Class-No. | PU     | Ident-No. |          |
|--------------------|---|-----------|--------|-----------|----------|
| Head Cap Screws    | M14x60 ISO 4762 12.9  | 995111    | 10     | 185008    |          |
| Head Cap Screws    | M14x80 DIN 4762 12.9  | 995111    | 10     | 185181    |          |
| Conical Screws     | M6x10 D7.8x20GRD 10.9   | 995191    | 10     | 184891    |          |
| Countersunk Screws | M7x17 T30 10.9  | 995125    | 10     | 185643    |          |
| Repair set         | thread inserts, twist drills, hand tap, spindle insert, tang break-off tool | M7        | 985200 | 1         | 185881 s |
| Helicoil®          | M7x10,5   | 995490    | 10     | 50930340  |          |
|                    | [mm]  |           | [pc.]  |           |          |

| Accessories      | Class-No.                                   | PU     | Ident-No. |          |
|------------------|---|--------|-----------|----------|
| Drilling fixture | for Ø D=360 mm left and Helicoil® d=7.5 mm  | 997600 | 1         | 186440 s |
| Drilling fixture | for Ø D=360 mm right and Helicoil® d=7.5 mm | 997600 | 1         | 186441 s |
| Drilling fixture | for Ø D=360 mm left and core hole d=5.5 mm  | 997600 | 1         | 186442 s |
| Drilling fixture | for Ø D=360 mm right and core hole d=5.5 mm | 997600 | 1         | 186443 s |
| Drilling fixture | for Ø D=402 mm left and Helicoil® d=7.5 mm  | 997600 | 1         | 186444 s |
| Drilling fixture | for Ø D=402 mm right and Helicoil® d=7.5 mm | 997600 | 1         | 186445 s |
| Drilling fixture | for Ø D=402 mm left and core hole d=5.5 mm  | 997600 | 1         | 186446 s |
| Drilling fixture | for Ø D=402 mm right and core hole d=5.5 mm | 997600 | 1         | 186447 s |
|                  |   |        | [pc.]     |          |

332321

## Knives - Linck



|                |                |                       |
|----------------|----------------|-----------------------|
| <b>Product</b> | <b>Drawing</b> |                       |
|                |                |                       |
|                |                | High Speed Steel [HS] |

|                              |  |                   |                        |
|------------------------------|--|-------------------|------------------------|
| <b>Machine / Application</b> | <b>Design</b>  | <b>Advantages</b> | <b>Notes</b>           |
| Linck<br>  for hogger lines  | cutting material: HS for the machining of soft woods |                   | packing unit 10 pieces |

|  | Dimension                                  | LEUCODUR  | Ident-No. |
|--|--|---|-----------|
|  | Chipping knives - Linck 105x41x8<br>[mm]   | 1 long hole<br>1 threads M5 on the back<br>HS                             | 185542 #  |
|  | Chipping knives - Linck 105x92x12<br>[mm]  | 1 opening<br>2 threads M6 on the back<br>HS                               | 185540    |
|  | Chipping knives - Linck 184x108x14<br>[mm] | 2 openings<br>2 threads M6 on the back<br>HS                              | 185541 #  |
|  | Finishing knives - Linck 76x35x20<br>[mm]  | 1 thread M6 on back with chamfer edge of 20 mm/8°<br>HS<br>sides straight | 185543 #  |

332321

## Knives - EWD

| Product   | Drawing  |                                   | Notes  |                         |
|---|--|-----------------------------------|--|-------------------------|
|    |  |                                   | <br>High Speed Steel [HS] |                         |
| Machine / Application   | Design   | Advantages                        | Notes  |                         |
| EWD<br>  for hogger lines   | cutting material: HS for the machining of soft woods |                                   | packing unit 10 pieces   |                         |
|    | Rotor knives - EWD                                   | Dimension<br>289x115x12<br>[mm]   | LEUCODUR<br>HS   | Ident-No.<br>185544     |
|   |  |                                   | 3 openings<br>2 threads M6 on the back<br>side chamfer 29°<br>side bevel 34°                                 |                         |
|   | Chipping knives - EWD                                | Dimension<br>153x40x14,5<br>[mm]  | LEUCODUR<br>HS   | Ident-No.<br>186494 s   |
|  | Chipper Knives - EWD                                 | Dimension<br>15,9/9x75x39<br>[mm] | LEUCODUR<br>HS   | Ident-No.<br>R 186514 s |
|   | Chipper Knives - EWD                                 | Dimension<br>15,9/9x75x39<br>[mm] | LEUCODUR<br>HS   | Ident-No.<br>L 186515 s |

332321

## Chip Breakers - EWD

| Product   | Drawing             |                                | Notes  |                         |
|---|---------------------|--------------------------------|--|-------------------------|
|  |                     |                                | <br>High Speed Steel [HS] |                         |
| Machine / Application   | Design              | Advantages                     | Notes  |                         |
| EWD systems   |                     | optimized chip breaking        | packing unit 10 pieces   |                         |
|  | Chip Breakers - EWD | Dimension<br>274x43x25<br>[mm] | LEUCODUR<br>HS   | Ident-No.<br>R 186470 s |
|   | Chip Breakers - EWD | Dimension<br>274x43x25<br>[mm] | LEUCODUR<br>HS   | Ident-No.<br>L 186469 s |

332321

## Knives - Veisto HewSaw

Product

Drawing



High Speed Steel [HS]

Machine / Application

Veisto HewSaw  
for hogger lines

Design

cutting material: HS for the  
machining of soft woods

Advantages

Notes

packing unit 10 pieces



Dimension

LEUCODUR

Ident-No.

|                        |               |               |    |   |          |
|------------------------|---------------|---------------|----|---|----------|
| Knives - Veisto HewSaw | 72x53x34/27,9 | 1 threads M12 | HS | R | 185882 s |
| Knives - Veisto HewSaw | 72x53x34/27,9 | 1 threads M12 | HS | L | 185883 s |
|                        | [mm]          |               |    |   |          |



Dimension

LEUCODUR

Ident-No.

|                        |                   |               |    |   |          |
|------------------------|-------------------|---------------|----|---|----------|
| Knives - Veisto HewSaw | 94,5x19,9x74,5/45 | 1 threads M16 | HS | R | 185884 s |
| Knives - Veisto HewSaw | 94,5x19,9x74,5/45 | 1 threads M16 | HS | L | 185885 s |
|                        | [mm]              |               |    |   |          |



Dimension

LEUCODUR

Ident-No.

|                                 |          |                          |    |  |          |
|---------------------------------|----------|--------------------------|----|--|----------|
| Chipping knives - Veisto HewSaw | 82x25x10 | 1 threads M6 on the back | HS |  | 186449 s |
|                                 | [mm]     |                          |    |  |          |



132321

**Peel Knives HW**

Product



Drawing

LEUCO  
DUR

Tungsten Carbide [HW]

Machine / Application

| for hogger lines

Design

| cutting material: HW HL Solid  
20 for hard and soft woods

Advantages

Notes

| packing unit 10 pieces



Dimension

LEUCODUR

Ident-No.

Peel Knives

49,5x103x23

2 threads M12

HW

R

185886 s

Peel Knives

49,5x103x23

2 threads M12

HW

L

185887 s

[mm]



Dimension

LEUCODUR

Ident-No.

Peel Knives

90x60x21

2 threads M12

HW

R

185889 s

Peel Knives

105x60x20

2 threads M12

HW

R

185888 s

[mm]

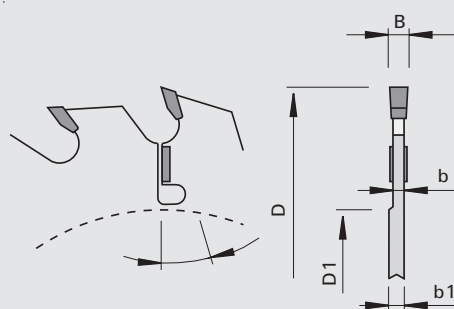
101317

## Pre-Cut Gang-Rip Saw Blades HW with HW-rakers "F" - Linck

Product



Drawing

LEUCO  
toplineLEUCO  
DUR

Tungsten Carbide [HW]

MEC

Machine / Application

- primary machines with and without chippers
- for longitudinal cuts in wet and dry soft woods

Design

- tooth configuration: flat "F"
- cutting material: HW HL Board 20
- type A and C with staggered double keyways

Advantages

- extremely high bending strength and hardness of the teeth
- tungsten carbide rakers prevent the sides of the wood from making contact with the steel plate
- staggering the types (A-C-A etc.) on the shaft creates a cut division that puts less pressure on the machine

Notes

- the saw blade is optimized according to the LEUCO company standards as well as according to the customers specifications and machine parameters after consultation with the technical engineering
- Ident-No. is only for orientation

| Ø D  | B    | b    | b1   | D1   | Ø d  | Z  | Number of rakers | NL         | DKN  |                | Ident-No. [L] | Ident-No. [R] |
|------|------|------|------|------|------|----|------------------|------------|------|----------------|---------------|---------------|
| 445  | 4,8  | 3,2  | 6,8  | 190  | 120  | 28 | 4                | 4/13/156   |      | Linck VS       | 80250724 s    | 80250723 s    |
| 470  | 5,0  | 3,6  | 6,8  | 190  | 120  | 28 | 6                | 8/13/156   |      | Linck VS       | 80290358 s    | 80290357 s    |
| 505  | 5,6  | 3,8  | 6,8  | 190  | 120  | 28 | 4                | 8/14,5/156 |      | Linck VS       | 80281372 s    | 80281373 s    |
| 520  | 5,0  | 3,2  |      |      | 110  | 32 | 6                | 12/13/140  |      | Linck VS       | 80269113 s    | 80269113 s    |
| 525  | 5,6  | 4,0  | 6,8  | 190  | 120  | 24 | 6                | 6/13/156   |      | Linck VS       | 80307585 s    | 80307584 s    |
| 525  | 4,8  | 3,2  | 6,8  | 240  | 160  | 28 | 6                | 6/12/210   |      | Linck VS       | 80279581 s    | 80279579 s    |
| 540  | 4,2  | 2,8  | 5,1  | 235  | 145  | 24 | 6                | 8/12,5/165 | 20x7 | Linck CSMK 285 | 80245193 s    | 80245192 s    |
| 540  | 5,0  | 3,4  | 6,8  | 205  | 150  | 24 | 6                | 8/12/180   |      | Linck CSMK 285 | 80268479 s    | 80268478 s    |
| 540  | 4,8  | 3,2  | 6,8  | 205  | 150  | 28 | 6                | 8/11/180   |      | Linck CSMK 285 | 80283376 s    | 80283375 s    |
| 540  | 5,2  | 3,4  | 6,8  | 205  | 150  | 28 | 6                | 8/12/180   |      | Linck CSMK 285 | 80333677 s    | 80333678 s    |
| 550  | 5,2  | 3,5  |      |      | 120  | 24 | 6                | 8/18/155   |      | Linck VS       | 80254383 s    | 80254381 s    |
| 580  | 5,0  | 3,2  | 5,2  | 250  | 145  | 32 | 6                | 8/12/165   | 20x5 | Linck CSMK 325 | 80333690 s    | 80333692 s    |
| 648  | 5,6  | 3,8  | 6,8  | 210  | 160  | 24 | 8                | 8/11/185   |      | Linck CSMK 375 | 80250585 s    | 80250584 s    |
| 695  | 5,0  | 3,4  | 6,8  | 350  | 170  | 50 | 8                | 12/12/195  | 20x5 | Linck CSMK 425 | 80258266 s    | 80258264 s    |
| [mm] | [mm] | [mm] | [mm] | [mm] | [mm] |    | [pc.]            |            | [mm] |                |               |               |

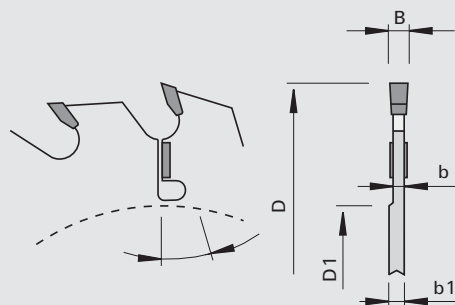
101317

## Pre-Cut Gang-Rip Saw Blades HW with HW-rakers "F" - EWD

Product



Drawing

LEUCO  
toplineLEUCO  
DUR

Tungsten Carbide [HW]

MEC

Machine / Application

- primary machines with and without chippers
- for longitudinal cuts in wet and dry soft woods

Design

- tooth configuration: flat "F"
- cutting material: HW HL Board 20
- type A and C with staggered double keyways

Advantages

- extremely high bending strength and hardness of the teeth
- tungsten carbide rakers prevent the sides of the wood from making contact with the steel plate
- staggering the types (A-C-A etc.) on the shaft creates a cut division that puts less pressure on the machine

Notes

- the saw blade is optimized according to the LEUCO company standards as well as according to the customers specifications and machine parameters after consultation with the technical engineering
- Ident-No. is only for orientation

| Ø D  | B    | b    | b1   | D1   | Ø d  | Z  | Number of rakers | NL                        | DKN                |  | Ident-No. [L] | Ident-No. [R] |
|------|------|------|------|------|------|----|------------------|---------------------------|--------------------|--|---------------|---------------|
| 560  | 4,8  | 3,2  | 7,0  | 220  | 150  | 32 | 6                | 6/10,25/175               | EWD FR 15          |  | 80291675 s    | 80291674 s    |
| 565  | 5,2  | 3,4  | 7,0  | 205  | 160  | 42 | 6                | 6/11/182,5 + 12/8,5/182,5 | 22,2x5,4 EWD DWK   |  | 80297832 s    | 80297833 s    |
| 580  | 4,1  | 2,8  | 5,5  | 300  | 160  | 32 | 6                | 6/12/182,5                | 23x6 EWD DWK       |  | 80309039 s    | 80309038 s    |
| 590  | 5,2  | 3,4  | 7,2  | 205  | 160  | 22 | 6                | 6/11/182,5 + 6/8,5/182,5  | 23x6 EWD FR 22     |  | 80309372 s    | 80309371 s    |
| 600  | 5,0  | 3,4  | 6,0  | 240  | 145  | 36 | 6                | 6/16/208 + 6/16/180       | 20x9,5 EWD VNK 300 |  | 80290174 s    | 80290175 s    |
| 610  | 5,0  | 3,2  | 6,0  | 240  | 145  | 36 | 6                | 6/16/208 + 6/16/180       | 20x9,5 EWD VNK 300 |  | 80306576 s    | 80306587 s    |
| 630  | 5,4  | 3,8  | 7,0  | 200  | 150  | 24 | 6                | 8/8,5/175 + 2/10,2/175    | 37x4 EWD FR 16     |  | 80143865 s    | 80143864 s    |
| 630  | 5,4  | 3,8  | 7,0  | 200  | 150  | 36 | 6                | 8/8,5/175                 | 36,5x4 EWD FR 16   |  | 80359234 s    | 80359233 s    |
| 630  | 5,2  | 3,6  | 4,5  | 200  | 150  | 28 | 8                |                           | 36,5x4 EWD FR 16   |  | 80300918 s    | 80300915 s    |
| 640  | 5,6  | 3,8  | 7,0  | 205  | 160  | 28 | 6                | 6/11/182,5 + 12/8,5/182,5 | 23x6 EWD DWK       |  | 80289037 s    | 80289036 s    |
| 700  | 5,2  | 3,8  | 6,0  | 190  | 125  | 32 | 6                | 8/16/160 + 4/18/165       | EWD BNK 6          |  | 80278892 s    | 80278891 s    |
| [mm] | [mm] | [mm] | [mm] | [mm] | [mm] |    | [pc.]            |                           | [mm]               |  |               |               |

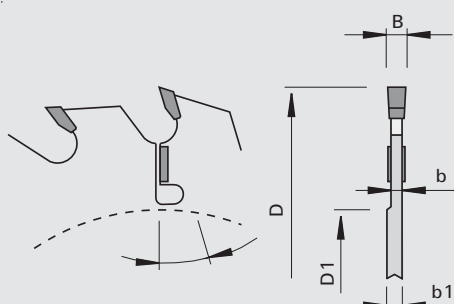
101317

## Pre-Cut Gang-Rip Saw Blades HW with HW-rakers "F"

Product



Drawing



LEUCO  
topline

LEUCO  
DUR

Tungsten Carbide [HW]

MEC

Machine / Application

- primary machines with and without chippers
- for longitudinal cuts in wet and dry soft woods

Design

- tooth configuration: flat "F"
- cutting material: HW HL Board 20
- type A and C with staggered double keyways

Advantages

- extremely high bending strength and hardness of the teeth
- tungsten carbide rakers prevent the sides of the wood from making contact with the steel plate
- staggering the types (A-C-A etc.) on the shaft creates a cut division that puts less pressure on the machine

Notes

- the saw blade is optimized according to the LEUCO company standards as well as according to the customers specifications and machine parameters after consultation with the technical engineering
- Ident-No. is only for orientation

| Ø D  | B    | b    | b1   | D1   | Ø d  | Z  | Number of rakers | NL       |           | Ident-No. [L] | Ident-No. [R] |
|------|------|------|------|------|------|----|------------------|----------|-----------|---------------|---------------|
| 595  | 5,2  | 3,6  | 6,8  | 190  | 105  | 20 | 6                | 8/13/156 | Möhringer | 80293989 s    | 80293990 s    |
| [mm] | [mm] | [mm] | [mm] | [mm] | [mm] |    | [pc.]            |          |           |               |               |

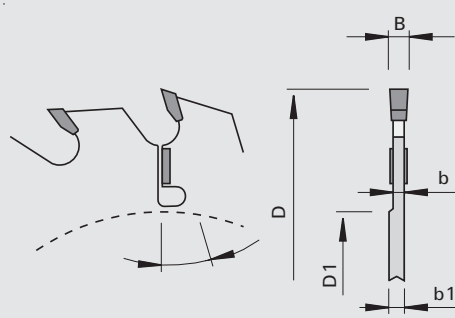
101316

## Re-Cut Gang-Rip Saw Blades HW with HW-rakers "F" - Linck

Product



Drawing

LEUCO  
toplineLEUCO  
DUR

Tungsten Carbide [HW]

MEC

Machine / Application

- multi-blade machines with or without chipper
- for longitudinal cuts in wet and dry soft woods

Design

- tooth configuration: flat "F"
- cutting material: HW HL Board 20
- type A and C with staggered double keyways

Advantages

- extremely high bending strength and hardness of the teeth
- tungsten carbide rakers prevent the sides of the wood from making contact with the steel plate
- staggering the types (A-C-A etc.) on the shaft creates a cut division that puts less pressure on the machine

Notes

- the saw blade is optimized according to the LEUCO company standards as well as according to the customers specifications and machine parameters after consultation with the technical engineering
- Ident-No. is only for orientation

| Ø D  | B    | b    | b1   | D1   | Ø d  | Z  | Number of rakers | DKN    | Ident-No.            |
|------|------|------|------|------|------|----|------------------|--------|----------------------|
| 520  | 3,6  | 2.2  |      |      | 150  | 36 | 4                | 37x10  | Linck MKV 80231924 s |
| 520  | 4,6  | 3.2  |      |      | 150  | 28 | 6                | 37x10  | Linck MKV 80255324 s |
| 540  | 4,8  | 3.4  |      |      | 150  | 24 | 4                | 37x10  | Linck MKV 80254014 s |
| 540  | 4,4  | 2.8  | 4.9  | 230  | 150  | 28 | 6                | 37x10  | Linck MKV 80259614 s |
| 540  | 3,2  | 2.0  |      |      | 150  | 46 | 4                | 37x10  | Linck MKV 80273199 s |
| 540  | 3,4  | 2.1  | 3.9  | 345  | 150  | 45 | 6                | 37x10  | Linck MKV 80337192 s |
| 540  | 4,0  | 2.6  |      |      | 150  | 36 | 6                | 36,5x9 | Linck MKV 80293102 s |
| 540  | 4,0  | 2.6  |      |      | 150  | 30 | 6                | 36,5x9 | Linck MKV 80307378 s |
| 545  | 2,8  | 1.8  |      |      | 150  | 57 | 3                | 37x10  | Linck MKV 80326780 s |
| 570  | 4,8  | 3.4  |      |      | 150  | 20 | 6                | 37x10  | Linck MKV 80270360 s |
| 570  | 3,2  | 2.2  | 4.6  | 400  | 150  | 54 | 6                | 37x10  | Linck MKV 80293546 s |
| 570  | 2,9  | 1.9  | 3.9  | 400  | 150  | 56 | 6                | 37x10  | Linck MKV 80332037 s |
| [mm] | [mm] | [mm] | [mm] | [mm] | [mm] |    | [pc.]            | [mm]   |                      |

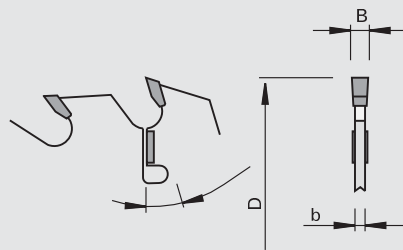
101316

## Re-Cut Gang-Rip Saw Blades HW with HW-rakers "F" - EWD

Product



Drawing

LEUCO  
toplineLEUCO  
DUR

Tungsten Carbide [HW]

MEC

Machine / Application

- multi-blade machines with or without chipper
- for longitudinal cuts in wet and dry soft woods

Design

- tooth configuration: flat "F"
- cutting material: HW HL Board 20
- type A and C with staggered double keyways

Advantages

- extremely high bending strength and hardness of the teeth
- tungsten carbide rakers prevent the sides of the wood from making contact with the steel plate
- staggering the types (A-C-A etc.) on the shaft creates a cut division that puts less pressure on the machine

Notes

- the saw blade is optimized according to the LEUCO company standards as well as according to the customers specifications and machine parameters after consultation with the technical engineering
- Ident-No. is only for orientation

| Ø D  | B    | b    | Ø d  | Z  | Number of rakers | DKN             | Ident-No.  |
|------|------|------|------|----|------------------|-----------------|------------|
| 450  | 3,8  | 2,5  | 110  | 24 | 4                | 17x8 EWD FR     | 80264025 s |
| 450  | 4,2  | 2,7  | 150  | 36 | 4                | 37x7 EWD        | 80225333 s |
| 500  | 4,4  | 3,0  | 150  | 24 | 4                | 37x7 EWD FR12   | 80236978 s |
| 520  | 4,9  | 3,4  | 150  | 24 | 6                | 36,5x4 EWD FR12 | 80291680 s |
| 520  | 4,9  | 3,4  | 150  | 48 | 6                | 36,5x4 EWD FR12 | 80291939 s |
| 520  | 4,9  | 3,4  | 150  | 32 | 6                | 36,5x4 EWD FR12 | 80308059 s |
| [mm] | [mm] | [mm] | [mm] |    | [pc.]            | [mm]            |            |

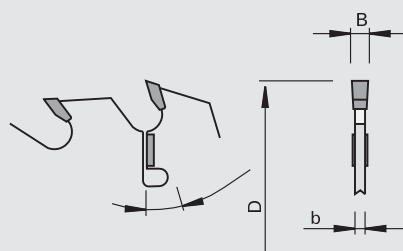
101316

## Re-Cut Gang-Rip Saw Blades HW with HW-rakers "F" - HewSaw

Product



Drawing

LEUCO  
toplineLEUCO  
DUR

Tungsten Carbide [HW]

MEC

Machine / Application

- multi-blade machines with or without chipper
- for longitudinal cuts in wet and dry soft woods

Design

- tooth configuration: flat "F"
- cutting material: HW HL Board 20
- type A and C with staggered double keyways

Advantages

- extremely high bending strength and hardness of the teeth
- tungsten carbide rakers prevent the sides of the wood from making contact with the steel plate
- staggering the types (A-C-A etc.) on the shaft creates a cut division that puts less pressure on the machine

Notes

- the saw blade is optimized according to the LEUCO company standards as well as according to the customers specifications and machine parameters after consultation with the technical engineering
- Ident-No. is only for orientation

| Ø D  | B    | b    | Ø d  | Z  | Number of rakers | Ident-No.     |
|------|------|------|------|----|------------------|---------------|
| 351  | 4,4  | 3,2  | 70   | 24 | 2+2              | HewSaw 192611 |
| [mm] | [mm] | [mm] | [mm] |    | [pc.]            |               |

955520

**Spacer rings - steel**

Product



Notes


- | Spacer rings for sawmills
- | Other designs and dimensions on request

| Ø D  | B    | Ø d  | DKN      | Ident-No.  |
|------|------|------|----------|------------|
| 150  | 0,5  | 115  | 29x131   | 80370453 s |
| 150  | 1,0  | 115  | 29x131   | 80370454 s |
| 190  | 2,0  | 150  | 36,3x167 | 80383237 s |
| 190  | 3,0  | 150  | 36,3x167 | 80383238 s |
| 190  | 5,0  | 150  | 36,3x167 | 80383239 s |
| 190  | 10,5 | 150  | 37x170   | 80387052 s |
| 190  | 11,5 | 150  | 37x170   | 80387053 s |
| 190  | 12,5 | 150  | 37x170   | 80387054 s |
| 190  | 40,4 | 150  | 37x170   | 80387912 s |
| 200  | 1,0  | 150  | 37x157,8 | 80291659 s |
| 200  | 2,0  | 150  | 37x157,8 | 80291660 s |
| 200  | 3,0  | 150  | 37x157,8 | 80291661 s |
| 200  | 6,8  | 150  | 37x157,8 | 80404151 s |
| 200  | 21,6 | 150  | 37x157,8 | 80291663 s |
| 200  | 31,6 | 150  | 37x157,8 | 80291662 s |
| 220  | 10,4 | 150  | 37x170   | 80283020 s |
| 270  | 10   | 150  | 36,3x167 | 80363407 s |
| 270  | 30   | 150  | 36,5x168 | 80386011 s |
| 270  | 150  | 150  | 36,3x167 | 80354756 s |
| 320  | 10,4 | 150  | 37x170   | 80283019 s |
| [mm] | [mm] | [mm] | [mm]     |            |

955520

**Spacer rings - aluminum, stepped**

Product



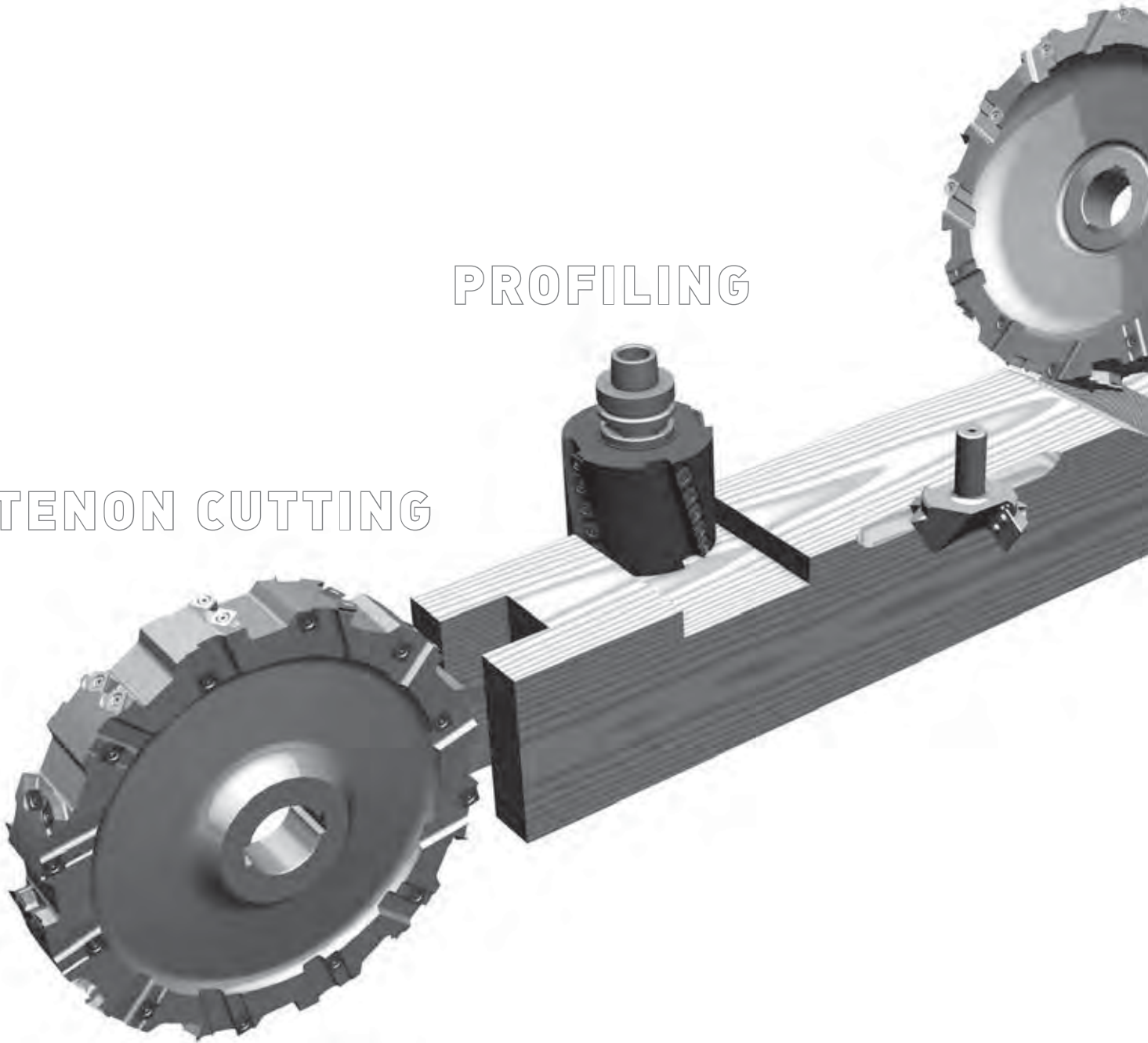
Notes

- | Spacer rings for sawmills
- | Other designs and dimensions on request

| Ø D  | B    | Ø d  | DKN    | Ident-No.  |
|------|------|------|--------|------------|
| 380  | 37,7 | 150  | 37x170 | 80187182 s |
| [mm] | [mm] | [mm] | [mm]   |            |


PROFILING

TENON CUTTING





# Joinery Technique



## TRIMMING

| Product | Page |
|---------|------|
| Sawing  | 21   |
| Milling | 24   |

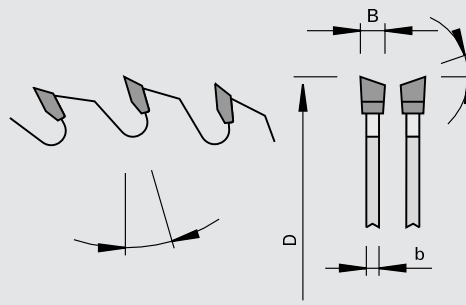
101320

## Sizing Saw Blades HW "WS" - Weinmann

Product



Drawing



LEUCO  
DUR

Tungsten Carbide [HW]

**Machine / Application**

- | joinery machines
- | special machines
- | for sizing cuts in wood-based panels
- | for clipping and miter cuts in solid woods and wood-based panels

**Design**

- | tooth configuration: alternate top bevel "WS"
- | cutting material: HW HL Board 20

**Advantages**

**Notes**

| Ø D  | B    | b    | Ø d  | Z  | NL       | Hook angle | Corner |          | Ident-No. |
|------|------|------|------|----|----------|------------|--------|----------|-----------|
| [mm] | [mm] | [mm] | [mm] |    |          | [°]        | [°]    |          |           |
| 230  | 3,2  | 2,2  | 40   | 40 | 8/5,5/52 | 10         | 15     | Weinmann | 192427    |
| 240  | 3,0  | 2,0  | 40   | 30 | 8/6/52   | 10         | 15     | Weinmann | 192428    |

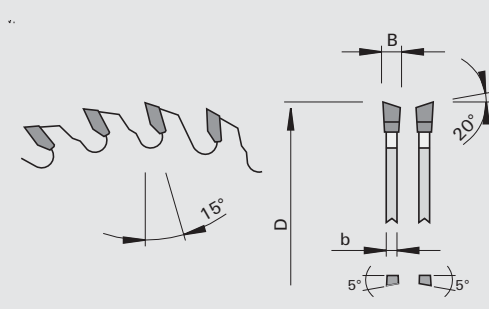
101320

## Double Clipping Saw Blades HW with cooling slots "WSA"

Product



Drawing



Tungsten Carbide [HW]

Machine / Application

- | joinery machines
- | double clipping saws
- | table saws
- | for chop cuts (one-sided, double-sided) for precise lengths of boards, lamellas, etc.

Design

- | positive hook angle
- | proven asymmetric chip evacuation gap geometry and additional cooling elements
- | tooth configuration: alternate top bevel with shear angle "WSA"
- | cutting material: HW HL Board 10
- | extremely high bending strength and hardness of the teeth

Advantages


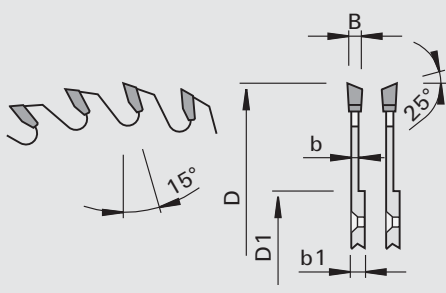
- | reduced cutting pressure thanks to alternating shear angle
- | long edge lives provide for the necessary productivity and economic efficiency

Notes

| Ø D  | B    | b    | Ø d  | Z   | NL                                     | Ident-No.          |
|------|------|------|------|-----|--|--------------------|
| 350  | 4,0  | 2,6  | 30   | 54  | 2/10/60 + 2/9/46 + 2/9,5/46,5 + 2/7/42 | 189788             |
| 400  | 4,4  | 3,0  | 30   | 60  | 2/10/60 + 2/9/46 + 2/9,5/46,5 + 2/7/42 | 189789             |
| 450  | 4,4  | 3,0  | 30   | 72  | 2/10/60 + 2/9/46 + 2/9,5/46,5 + 2/7/42 | 189790             |
| 500  | 4,8  | 3,2  | 30   | 72  | 2/10/80                                | 189792             |
| 500  | 4,8  | 3,2  | 30   | 108 | 2/10/80 + 2/15/63                      | 189794             |
| 550  | 4,8  | 3,2  | 30   | 72  | 2/10/80                                | 189795             |
| 600  | 5,4  | 4,0  | 30   | 72  | 2/10/80 + 2/15/63                      | 189796 s           |
| 630  | 5,4  | 4,0  | 40   | 72  | 2/10/60                                | 189797             |
| 650  | 5,6  | 4,0  | 30   | 96  | 2/10/80 + 2/15/63                      | 189798             |
| 650  | 5,6  | 4,0  | 30   | 54  | 2/10/80 + 2/15/63                      | 189799 s           |
| 720  | 6,2  | 4,4  | 30   | 48  | 2/8,5/90                               | Hundegger 189800 s |
| 720  | 6,2  | 4,4  | 30   | 72  | 2/8,5/90                               | Hundegger 189801   |
| 735  | 6,2  | 4,4  | 30   | 48  | 2/8,5/90                               | Hundegger 189802 s |
| 735  | 6,2  | 4,4  | 30   | 72  | 2/8,5/90                               | Hundegger 189803 s |
| 760  | 6,2  | 4,4  | 30   | 48  | 2/14/400 + 4/8,5/90                    | Hundegger 189804 s |
| 760  | 6,2  | 4,4  | 30   | 72  | 2/14/400 + 4/8,5/90                    | Hundegger 189805 s |
| 760  | 6,2  | 4,4  | 30   | 96  | 2/14/400 + 4/8,5/90                    | Hundegger 189806   |
| 800  | 6,2  | 4,4  | 30   | 48  |  | Paul 189807 s      |
| [mm] | [mm] | [mm] | [mm] |     |  |                    |

101327

### Clipping Saw Blades HW with cooling slots - crosscut- and shifter cuts "WS"


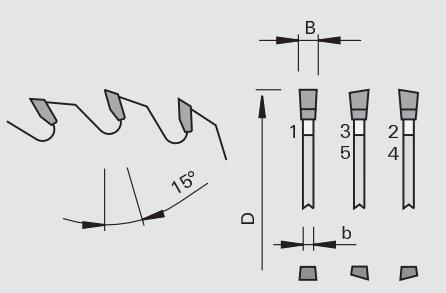
|   |  |   |
|---|--|---|
| <b>Product</b><br> | <b>Drawing</b><br> | <b>LEUCO topline</b><br><b>LEUCO DUR</b><br>Tungsten Carbide [HW] |
|---|--|---|

|   |  |  |              |
|---|--|--|--------------|
| <b>Machine / Application</b><br>  joinery machines<br>  for clipping-, crosscut- and shifter cuts in solid wood | <b>Design</b><br>  positive hook angle<br>  with cooling elements<br>  tooth configuration: alternate top bevel "WS"<br>  cutting material: HW HL Board 20 | <b>Advantages</b><br>  extremely high bending strength and hardness of the teeth | <b>Notes</b> |
|---|--|--|--------------|

| Ø D  | B    | b    | b1   | D1   | Ø d  | Z  | NL                | Ident-No. |
|------|------|------|------|------|------|----|-------------------|-----------|
| 555  | 5,2  | 3.6  | 6.0  | 115  | 55   | 54 | 6/6,6/75 Weinmann | 192656    |
| [mm] | [mm] | [mm] | [mm] | [mm] | [mm] |    |                   |           |

101380

### Clipping Saw Blades HW - crosscut- and shifter cuts "G5"

|   |  |   |
|---|--|---|
| <b>Product</b><br> | <b>Drawing</b><br> | <b>LEUCO g5 system</b><br><b>LEUCO DUR</b><br>Tungsten Carbide [HW] |
|---|--|---|


|   |   |   |              |
|---|---|---|--------------|
| <b>Machine / Application</b><br>  joinery machines<br>  for clipping-, crosscut- and shifter cuts in solid wood | <b>Design</b><br>  positive hook angle<br>  tooth configuration: "G5"<br>  cutting material: HW HL Board 10 | <b>Advantages</b><br>  excellent cutting quality thanks to special tooth geometry<br>  extremely quiet during operation due to the low cutting pressure | <b>Notes</b> |
|---|---|---|--------------|

| Ø D  | B    | b    | Ø d  | Z  | NL                | Ident-No.        |
|------|------|------|------|----|-------------------|------------------|
| 800  | 6,5  | 5.0  | 30   | 80 | 4/9/90 + 2/14/400 | Hundegger 193097 |
| [mm] | [mm] | [mm] | [mm] |    |                   |                  |

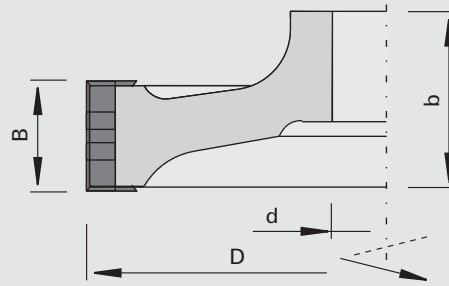
120261

## Tenoning Cutterheads surfCut HW

Product



Drawing



LEUCO  
surfCut

Tungsten Carbide [HW]

MEC

Machine / Application

| Hundegger, Weinmann joinery centers  
| for milling tenons, lap joints, profiles and notches

Design

| with shear angle  
| with four-sided turnover knives  
| spurs HW  
| high-tensile aluminum body

Advantages

| high milling performance  
| less rework  
| clean-cut look  
| variable use  
| reduced frequency of cutting edge replacement  
| longer edge life

Notes


| for HSK mounting arbors with double key without spacer  
| exact dimensions and hub design to be cleared with the LEUCO Application Engineering Dept.

| Ø D  | B    | b    | Ø d  | Z   | DKN    |           | Ident-No. |
|------|------|------|------|-----|--------|-----------|-----------|
| 250  | 125  | 125  | 55   | 4+4 |        | Weinmann  | 186169 s  |
| 300  | 20   | 80   | 55   | 4+4 |        | Weinmann  | 186170 s  |
| 300  | 40   | 80   | 55   | 4+4 |        | Weinmann  | 186171 s  |
| 350  | 40   | 75   | 55   | 4+4 | 16x4,3 | Hundegger | 186174 s  |
| 350  | 20   | 75   | 55   | 4+4 | 16x4,3 | Hundegger | 186175 s  |
| 350  | 60   | 75   | 55   | 4+4 | 16x4,3 | Hundegger | 186176 s  |
| [mm] | [mm] | [mm] | [mm] |     | [mm]   |           |           |

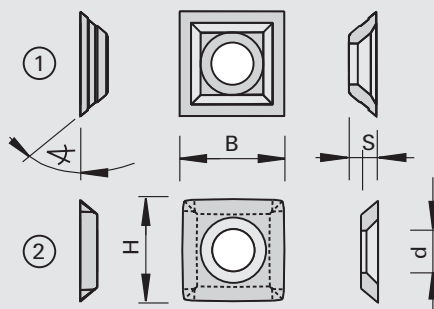
150516 / 150518 / 151557

## Turnover Knives HW with 4 cutting edges with countersink - Hundegger

Product



Drawing



LEUCO  
DUR

Tungsten Carbide [HW]

Machine / Application

| machines Hundegger  
| for use in cutterheads

Design

| cutting material: HW  
| HL Board 06 for wood-based panels, plastics and hard woods  
| HL Solid 20 for hard and soft woods  
| HL Solid 30 for hard and soft woods

Advantages

Notes

| packing unit 10 pieces  
| Attention! it is not permitted to mount Ident-No. 186667 + 186668 together in one cutterhead. Danger of unbalance!

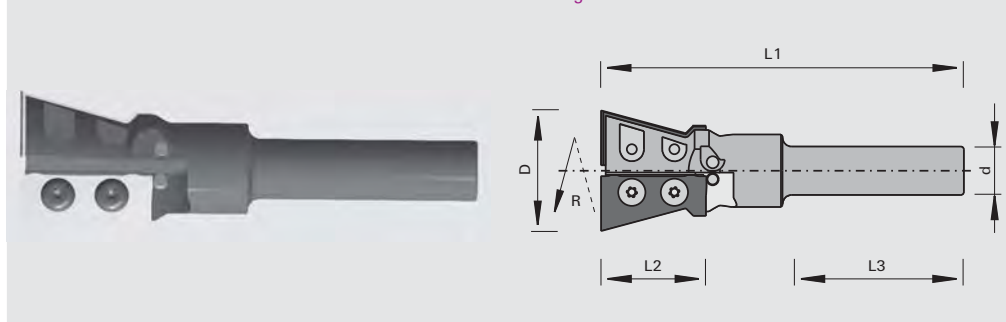
| Type | B     | H     | S    | Ø d  | Wedge∠ |   | LEUCODUR  | Ident-No.          |
|------|-------|-------|------|------|--------|---|-----------|--------------------|
| 1    | 20,6  | 20,6  | 5,5  | 7,3  | 50     | for surfCut cutterhead, with rounded edges (R=172 mm) | Hundegger | HL Solid 30 186667 |
| 1    | 21    | 21    | 5,5  | 7,3  | 50     | with groove   | Hundegger | HL Solid 30 186668 |
| 2    | 11,95 | 11,95 | 1,5  | 4,0  | 55     | with rounded edges (R=70 mm)                          | Hundegger | HL Board 06 186448 |
| 2    | 13,8  | 13,8  | 2,5  | 6,2  | 60     | with rounded edges (R=180 mm)                         |           | HL Solid 20 184942 |
| 2    | 15    | 15    | 2,5  | 6,2  | 50     | with rounded edges (R=170 mm)                         | Hundegger | HL Solid 20 185367 |
|      | [mm]  | [mm]  | [mm] | [mm] | [°]    |   |           |                    |

128610

## Dove-tail Cutterheads with HW Knives

Product

Drawing



LEUCO DUR  
Tungsten Carbide [HW]  
MEC

Machine / Application

l joinery machines Weinmann  
l for joining of construction timber and for machining of solid wood

Design

l cutting edges parallel to cutter axis  
l cutting material: HW HL Solid 20  
l n max = 17,800 min-1

Advantages

Notes

| Ø D  | L2   | Ø d  | L3   | L1   | Z | Ident-No. [L] |
|------|------|------|------|------|---|---------------|
| 40   | 34,7 | 16   | 56   | 120  | 2 | 185617        |
| [mm] | [mm] | [mm] | [mm] | [mm] |   |               |

| Knives            | B    | H    | S    | Class-No. | PU    | Ident-No. |
|-------------------|------|------|------|-----------|-------|-----------|
| without serration | 34,9 | 18.6 | 2.0  | 151557    | 3     | 185363    |
|                   | [mm] | [mm] | [mm] |           | [pc.] |           |

| Spare parts       | Dimension  | Class-No. | PU    | Ident-No. |
|-------------------|------------|-----------|-------|-----------|
| Round Head Screws | M4x5,9 T15 | 995195    | 10    | 167966    |
| Screwdrivers      | T15        | 985730    | 1     | 163161    |
|                   | [mm]       |           | [pc.] |           |

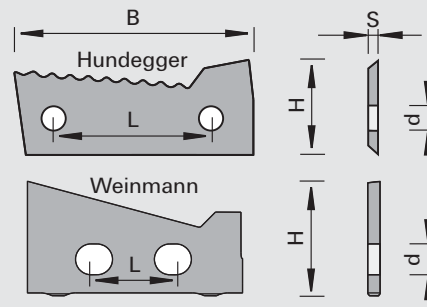
151557

## Profile knives HW - for dove-tail profiles

Product



Drawing



Tungsten Carbide [HW]

Machine / Application

for dove-tail cutterheads by Hundegger, Weinmann  
joinery machining

Design

cutting material: HW  
HL Solid 20 for hard and soft woods

Advantages

Notes

packing unit see table

| B    | H    | S    | Ø d  | L    | Wedge∠ | Profile                    | PU    | Ident-No. [L] | Ident-No. [R] |
|------|------|------|------|------|--------|----------------------------|-------|---------------|---------------|
| 39,5 | 15,7 | 1,5  | 4,0  | 26   | 55     | A Hundegger                | 10    | 185205        | 185510        |
| 39,5 | 15,7 | 1,5  | 4,0  | 26   | 55     | B Hundegger                | 10    | 185206        | 185511        |
| 39,5 | 15,7 | 1,5  | 4,0  | 26   | 55     | C Hundegger                | 10    | 185207        | 185512        |
| [mm] | [mm] | [mm] | [mm] | [mm] | [°]    |                            | [pc.] |               |               |
| B    | H    | S    | Ø d  | L    | Wedge∠ |                            | PU    | Ident-No.     |               |
| 34,9 | 18,6 | 2,0  | 5,0  | 13,8 | 55     | without serration Weinmann | 3     | 185363        |               |
| [mm] | [mm] | [mm] | [mm] | [mm] | [°]    |                            | [pc.] |               |               |

FRAME JOINTS

DOOR LEAVES

DOOR FILLINGS

HANDLE HOLE /  
KEY HOLE





# Door Manufacturing

| Product                                | Page |
|--|------|
| Frame joints                           | 29   |
| Door fillings                          | 32   |
| Door leaves                            | 34   |
| Handle hole / key hole, glass cut-outs | 36   |
| Lock-case, forend, holes               | 38   |

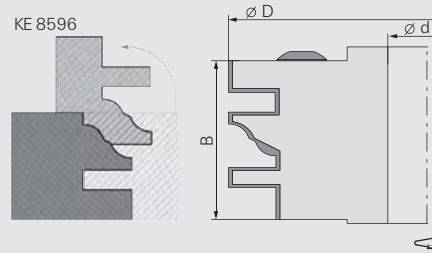
121625

## Counter Profile Cutterheads HW

Product



Drawing



Tungsten Carbide [HW]

MAN

Machine / Application

- spindle moulder
- for milling of length- and counterprofiles on doors, furniture parts and door panels in solid woods and wood-based panels

Design

- body made from high-strength aluminium
- cutting edges parallel to cutter axis
- cutting material: HW HL Board 06
- chip limiter design

Advantages

- cutterhead for mounting of several profile knives
- simple knife change

Notes

- counter profile set with profile KE8596
- alternative profiles not included in delivery

| Ø D         | B          | Ø d        | Z | nmin-nmax             | Ident-No. |
|-------------|------------|------------|---|-----------------------|-----------|
| 130<br>[mm] | 40<br>[mm] | 30<br>[mm] | 2 | 6000-12000<br>[min-1] | 50664637  |

Turnover Knives

LEUCODUR

Class-No.

PU

| Profile Knives        | HL Board 06 | Class-No. | PU | Ident-No.  |
|-----------------------|-------------|-----------|----|------------|
| Profile Knives KE7824 | HL Board 06 | 151586    | 6  | 50687824 s |
| Profile Knives KE7826 | HL Board 06 | 151586    | 2  | 50687826   |
| Profile Knives KE7828 | HL Board 06 | 151586    | 6  | 50687828 s |
| Profile Knives KE8596 | HL Board 06 | 151586    | 2  | 50688596 # |
| Profile Knives KE8598 | HL Board 06 | 151586    | 6  | 50688598 s |

[pc.]

Spare parts

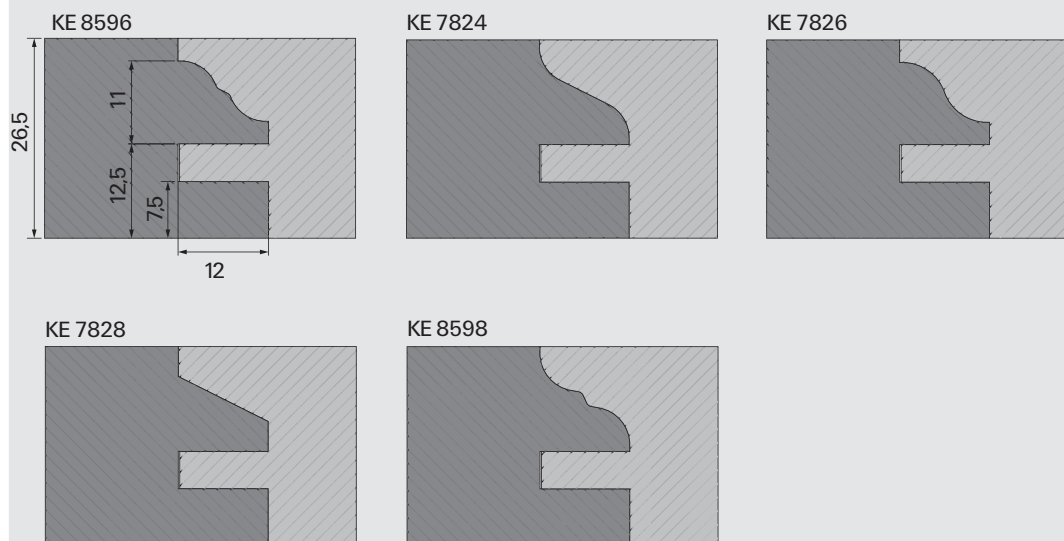
Dimension

Class-No.

PU

Ident-No.

|               |                 |        |    |                 |
|---------------|-----------------|--------|----|-----------------|
| Pressure Bars | B=36            | 925300 | 2  | 50773906 #      |
| Set Screws    | M6x16 SW3       | 995161 | 10 | 001617          |
| Screwdrivers  | SW3x100<br>[mm] | 985730 | 1  | 166090<br>[pc.] |



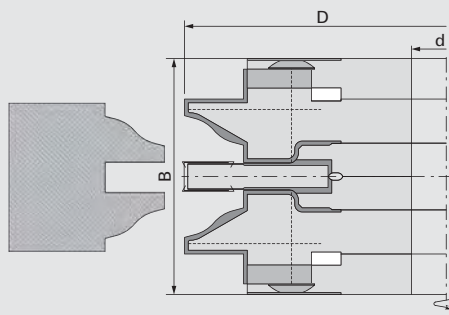
121625

## Counter Profile Set HW

Product



Drawing



Tungsten Carbide [HW]

MAN

**Machine / Application**

- spindle moulder
- for cutting of profile and counter profile in solid woods and wood-based panels

**Design**

- cutting edges parallel to cutter axis
- cutting material: HW
- modular combination tool

**Advantages**

- cutterhead for mounting of several profile knives
- universal application with low expenses

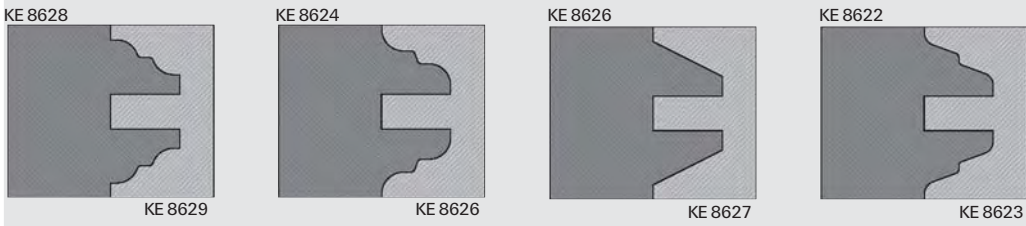
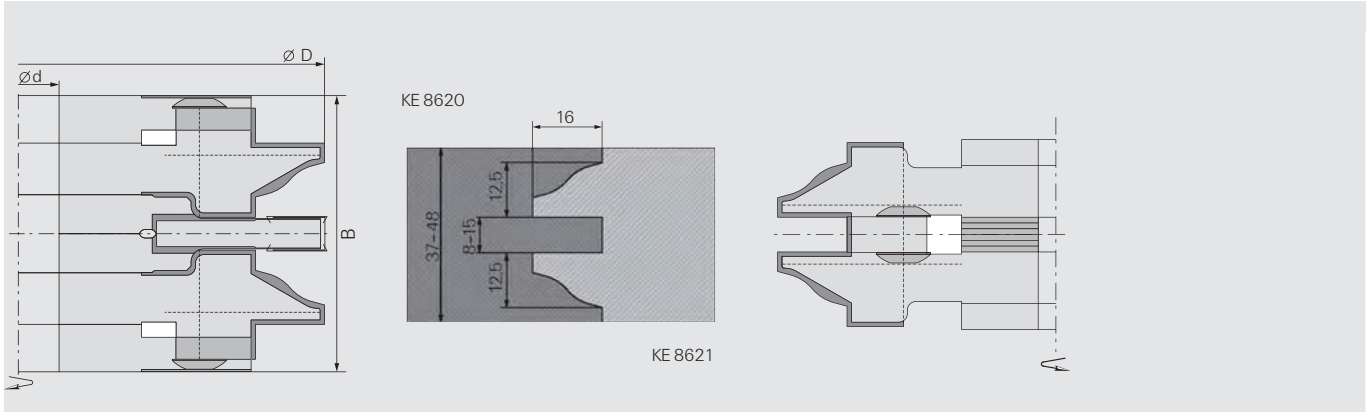
**Notes**

- counter profile set with profile A
- alternative profiles not included in delivery

| Ø D  | B     | Ø d  | Z | Profile | nmin-nmax | Ident-No. |
|------|-------|------|---|---------|-----------|-----------|
| 160  | 37-48 | 30   | 2 | A       | 4800-8200 | 50664655  |
| [mm] | [mm]  | [mm] |   |         | [min-1]   |           |

| Knives                | Profile | B    | H    | S    | LEUCODUR    | Class-No. | PU    | Ident-No.  |
|-----------------------|---------|------|------|------|-------------|-----------|-------|------------|
| Profile Knives KE8620 | A       | 25,3 | 29   | 2.0  | HL Board 06 | 151586    | 6     | 50688620 s |
| Profile Knives KE8621 | A       | 25,3 | 29   | 2.0  | HL Board 06 | 151586    | 6     | 50688621 s |
| Profile Knives KE8622 | B       | 25,3 | 29   | 2.0  | HL Board 06 | 151586    | 2     | 50688622 # |
| Profile Knives KE8623 | B       | 25,3 | 29   | 2.0  | HL Board 06 | 151586    | 6     | 50688623 s |
| Profile Knives KE8624 | C       | 25,3 | 29   | 2.0  | HL Board 06 | 151586    | 6     | 50688624 s |
| Profile Knives KE8625 | C       | 25,3 | 29   | 2.0  | HL Board 06 | 151586    | 6     | 50688625 s |
| Profile Knives KE8626 | D       | 25,3 | 29   | 2.0  | HL Board 06 | 151586    | 6     | 50688626 s |
| Profile Knives KE8627 | D       | 25,3 | 29   | 2.0  | HL Board 06 | 151586    | 6     | 50688627 s |
| Profile Knives KE8628 | E       | 25,3 | 29   | 2.0  | HL Board 06 | 151586    | 6     | 50688628 s |
| Profile Knives KE8629 | E       | 25,3 | 29   | 2.0  | HL Board 06 | 151586    | 6     | 50688629 s |
| Raker Turnover Knives |         | 7,5  | 12   | 1.5  | HL Board 05 | 150515    | 10    | 50820007   |
| Turnover Knives       |         | 14   | 14   | 2.0  | HL Solid 30 | 150518    | 10    | 50820014   |
|                       |         | [mm] | [mm] | [mm] |             |           | [pc.] |            |

| Spare parts         | Dimension             | Class-No. | PU    | Ident-No.  |
|---------------------|-----------------------|-----------|-------|------------|
| Pressure Bars       | B=23                  | 925300    | 2     | 50774798 # |
| Pressure Bars       | B=7,2                 | 925300    | 2     | 168074     |
| Set Screws          | M6x16 SW3             | 995161    | 10    | 001617     |
| Set Screws          | M5x12 DIN EN ISO 4028 | 995161    | 10    | 050565     |
| Countersunk Screws  | M5x6 T20              | 995125    | 10    | 176199     |
| Screwdrivers        | SW3x100               | 985730    | 1     | 166090     |
| Cranked Wrench Keys | SW2,5 DIN ISO 2936    | 985730    | 1     | 009671     |
| Screwdrivers        | T20x100               | 985730    | 1     | 166092     |
| Adjusting Gauges    | 0,3                   | 985200    | 1     | 055883     |
| Spacer Sets         | 65/30x20 TK48         | 955521    | 1     | 50252708   |
|                     | [mm]                  |           | [pc.] |            |



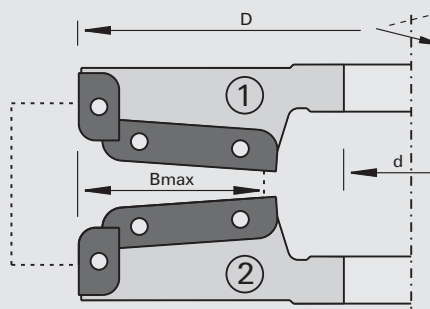
120645

## Panel Raising Cutterheads HW - Silverline

Product



Drawing



Tungsten Carbide [HW]

**Machine / Application**

l spindle moulder  
l for panel-raising of door panels in solid woods and wood-based panels

**Design**

l tool body made from steel  
l cutting edges parallel to cutter axis  
l cutting material: HW HL Board 05

**Advantages**

l up to 12 different profiles in the same tool body possible  
l further versions possible thanks to height adjustment

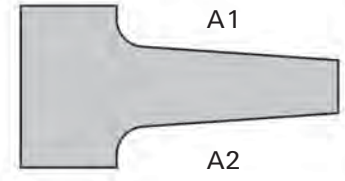
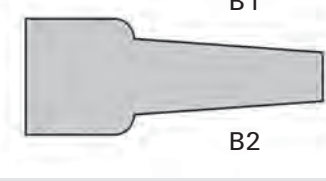
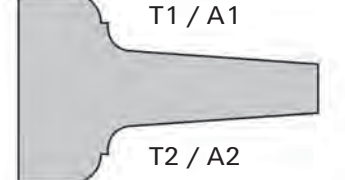
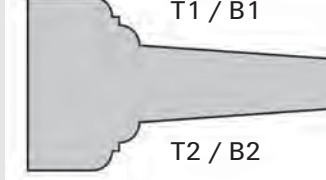
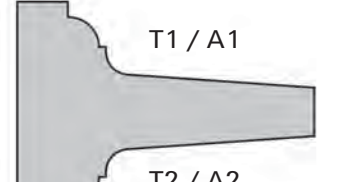
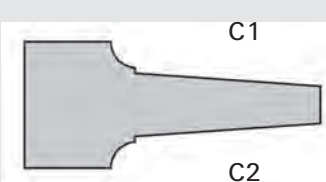


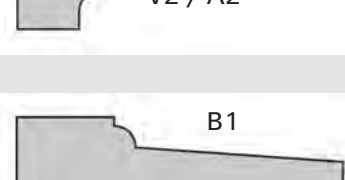
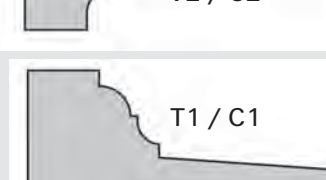
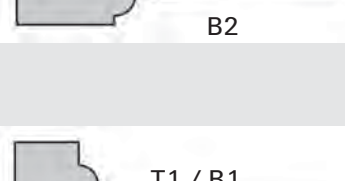
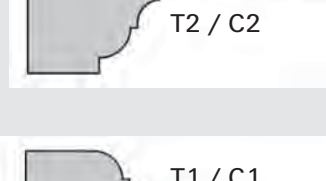
**Notes**

l included in delivery: 1 panel raising cutterhead with mounted knives for profile B (62556021, 62556022)  
l alternative profiles not included in delivery

| Cutter-no. | Ø D  | Bmax | Ø d  | Z   | nmin-nmax   | Ident-No.    |
|------------|------|------|------|-----|-------------|--------------|
| 1          | 200  | 60   | 30   | 2+2 | 3800 - 6500 | L 68255130 o |
| 2          | 200  | 60   | 30   | 2+2 | 3800 - 6500 | R 68255230 o |
| 1          | 200  | 60   | 40   | 2+2 | 3800 - 6500 | L 68255140 o |
| 2          | 200  | 60   | 40   | 2+2 | 3800 - 6500 | R 68255240 o |
| 1          | 200  | 60   | 50   | 2+2 | 3800 - 6500 | L 68255150 o |
| 2          | 200  | 60   | 50   | 2+2 | 3800 - 6500 | R 68255250 o |
|            | [mm] | [mm] | [mm] |     | [min-1]     |              |

| Turnover Knives                        | Dimension | For Ident-No.                | Class-No. | PU  | Ident-No.  |
|--|-----------|------------------------------|-----------|-----|------------|
| Profile Panel Raising Cutting Edges A1 | 60x12x1,5 | 68255130, 68255140, 68255150 | 151549    | 6 L | 62556011 o |
| Profile Panel Raising Cutting Edges A2 | 60x12x1,5 | 68255230, 68255240, 68255250 | 151549    | 6 R | 62556012 o |
| Profile Panel Raising Cutting Edges B1 | 60x12x1,5 | 68255130, 68255140, 68255150 | 151549    | 6 L | 62556021 o |
| Profile Panel Raising Cutting Edges B2 | 60x12x1,5 | 68255230, 68255240, 68255250 | 151549    | 6 R | 62556022 o |
| Profile Panel Raising Cutting Edges C1 | 60x12x1,5 | 68255130, 68255140, 68255150 | 151549    | 6 L | 62556031 o |
| Profile Panel Raising Cutting Edges C2 | 60x12x1,5 | 68255230, 68255240, 68255250 | 151549    | 6 R | 62556032 o |
| Profile Peripheral Cutting Edges T1    | 20x12x1,5 | 68255130, 68255140, 68255150 | 151549    | 6 L | 62556023 o |
| Profile Panel Raising Cutting Edges T2 | 20x12x1,5 | 68255230, 68255240, 68255250 | 151549    | 6 R | 62556024 o |
| Profile Peripheral Cutting Edges V1    | 20x12x1,5 | 68255130, 68255140, 68255150 | 151549    | 6 L | 62556013 o |
| Profile Panel Raising Cutting Edges V2 | 20x12x1,5 | 68255230, 68255240, 68255250 | 151549    | 6 R | 62556014 o |
|  | [mm]      |                              |           |     | [pc.]      |

Profile combinations

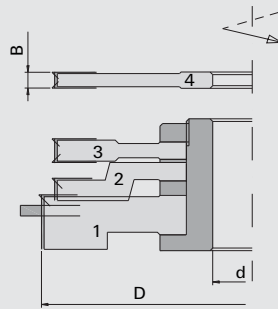
|  |            |   |           |
|--|------------|---|-----------|
|  <p>A1<br/>A2</p>             | <b>A</b>   |  <p>B1<br/>B2</p>             | <b>B</b>  |
|  <p>T1 / A1<br/>T2 / A2</p>   | <b>A/T</b> |  <p>T1 / B1<br/>T2 / B2</p>   | <b>BT</b> |
|  <p>T1 / A1<br/>T2 / A2</p>   | <b>A/T</b> |  <p>C1<br/>C2</p>             | <b>C</b>  |
|  <p>V1 / A1<br/>V2 / A2</p>  | <b>A/V</b> |  <p>V1 / C1<br/>V2 / C2</p>  | <b>CV</b> |
|  <p>B1<br/>B2</p>           | <b>B</b>   |  <p>T1 / C1<br/>T2 / C2</p> | <b>CT</b> |
|  <p>T1 / B1<br/>T2 / B2</p> | <b>B/T</b> |  <p>T1 / C1<br/>T2 / C2</p> | <b>CT</b> |

120455

## Door leaf set HW

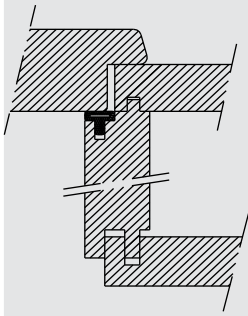
Product

Drawing



Tungsten Carbide [HW]

MAN



Machine / Application

Design

Advantages

Notes

I molders  
I for manufacturing door leaves and cladding in solid woods and wood-based materials

I no tool change needed since different profiles are manufactured with the same cutter set

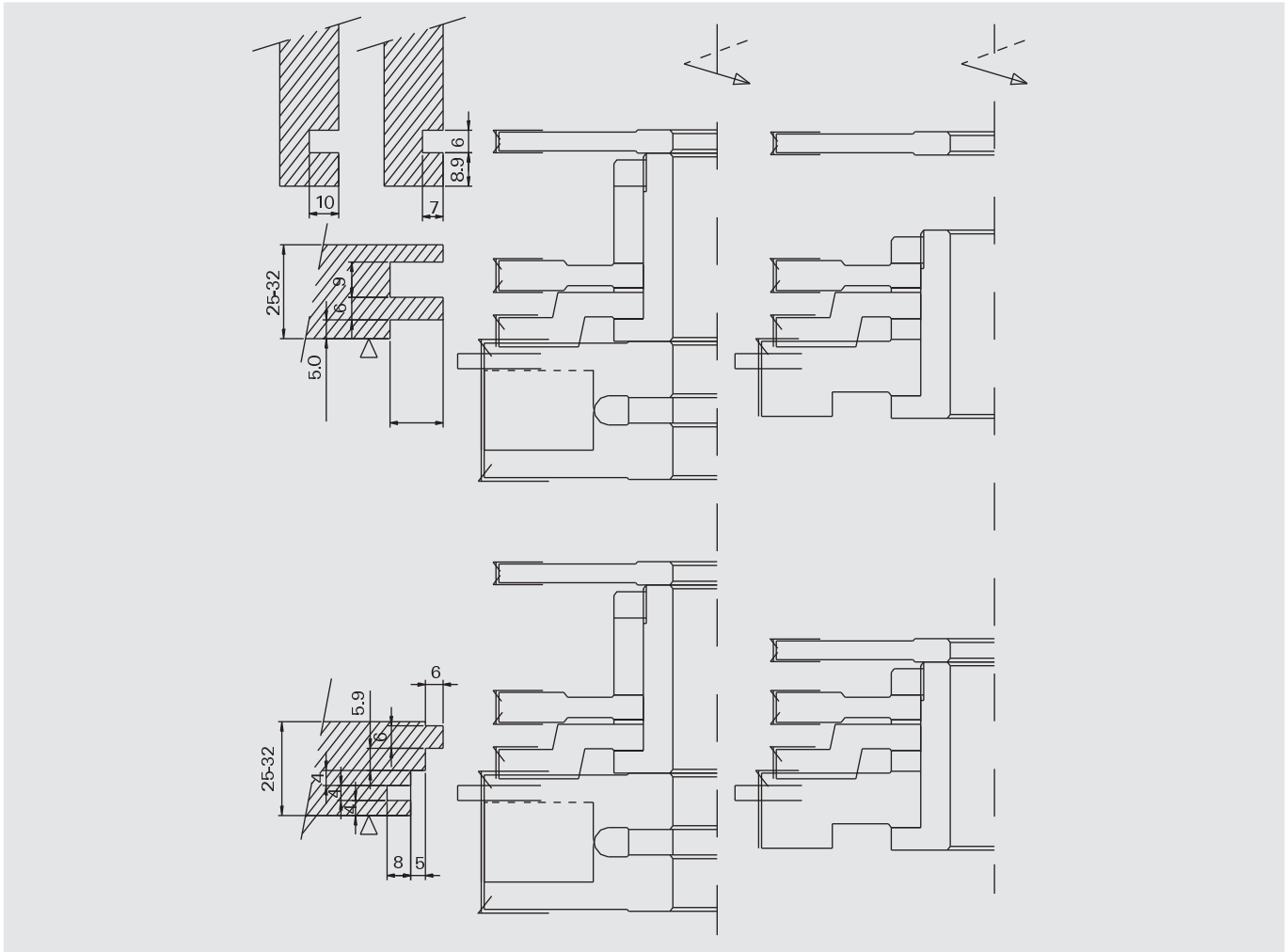
I Ident-No. 199399 with 887060 for complete processing  
I Ident-No. 199398 as construction set for Poly Rabbeting Cutterhead

| Ø D  | B    | Ø d  | Z   |                                  | Ident-No. top |
|------|------|------|-----|----------------------------------|---------------|
| 150  |      | 30   | 2+2 | Cutter 2/3 on clamping bushing   | 199398        |
| 150  |      | 30   | 2+2 | Cutter 1/2/3 on clamping bushing | 199399        |
| 150  | 9,0  | 30   | 4+4 | Cutter 3                         | 887059 o      |
| 150  | 6,0  | 30   | 4+4 | Cutter 4                         | 887060        |
| [mm] | [mm] | [mm] |     |                                  |               |

| Turnover Knives     | B    | H    | S    |                   | Class-No. | PU    | Ident-No. |
|---------------------|------|------|------|-------------------|-----------|-------|-----------|
| Spurs               | 14   | 14   | 2.0  | for cutters 1/2/3 | 150558    | 10    | 003079    |
| Spurs               | 14   | 14   | 1.2  | for cutter 4      | 150558    | 10    | 163701    |
| VHW grooving cutter | 4,0  |      |      | for cutter 1      | 151512    | 10    | 199699    |
| Turnover Knives     | 20   | 12   | 1.5  | for cutter 1      | 150515    | 10    | 003082    |
| Turnover Knives     | 7,5  | 12   | 1.5  | for cutter 2      | 150515    | 10    | 052543    |
| Turnover Knives     | 8,6  | 12   | 1.5  | for cutter 3      | 150512    | 10    | 881585    |
| Turnover Knives     | 18   | 18   | 2.9  | for cutter 4      | 150514    | 10    | 418977    |
|                     | [mm] | [mm] | [mm] |                   |           | [pc.] |           |

| Spare parts        | Dimension             |                       | Class-No. | PU    | Ident-No. |
|--------------------|-----------------------|-----------------------|-----------|-------|-----------|
| Pressure Bars      |                       | for cutter 1          | 925300    | 2     | 882863    |
| Pressure Bars      | B=7,2                 | for cutters 2/3       | 925100    | 2     | 870829    |
| Countersunk Screws | M5x7 T15              | for cutters 1/2/3     | 995125    | 10    | 900512    |
| Set Screws         | M6x16 SW3             | for cutter 1          | 995161    | 10    | 001617    |
| Screws             | M5x16                 | for cutter 2          | 995161    | 10    | 872063    |
| Set Screws         | M5x16 DIN EN ISO 4028 | for cutter 3          | 995161    | 10    | 873731    |
| Special Nuts       | M4x0,5x1,6            | for cutter 4 / 163701 | 995290    | 10    | 163704    |
| Special Nuts       | M4x0,5x2,2            | for cutter 4          | 995290    | 10    | 874748    |
| Countersunk Screws | M4x0,5x4,2 T9         | for cutter 4          | 995125    | 10    | 165908    |
| Countersunk Screws | M5x13,5 T20           | for cutter 1          | 995125    | 10    | 171238    |
| Screwdrivers       | T15                   | for cutters 1/2/3     | 985730    | 1     | 013953 s  |
|                    | [mm]                  |                       |           | [pc.] |           |

| Spare parts         | Dimension          |                      | Class-No. | PU    | Ident-No. |
|---------------------|--------------------|----------------------|-----------|-------|-----------|
| Screwdrivers        | T20                | for cutter 1         | 985730    | 1     | 013954    |
| Cranked Wrench Keys | SW2,5 DIN ISO 2936 | for cutters 1/2/3    | 985730    | 1     | 009671    |
| Hook Wrenches       | 68-75              | for clamping bushing | 985730    | 1     | 873631    |
| Magnetic Stops      | 0,5                | for cutters 1/2/3    | 997800    | 1     | 166093    |
|                     | [mm]               |                      |           | [pc.] |           |



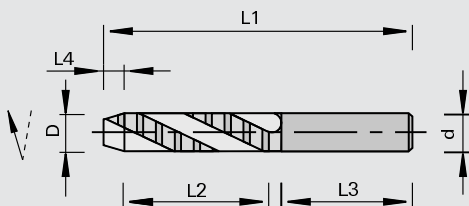


129460

### Roughing Plunge Cutters VHW - door manufacturing

Product

Drawing



Solid Tungsten Carbide

MEC

Machine / Application

l CNC machining centers  
l for drilling of latchholes and keyholes

Design

l positive spiral  
l n max = 30,000 min-1

Advantages

Notes

l clamping elements: ps-System with reducing sleeves Class-No. 933280, TRIBOS, draw-in collet chuck

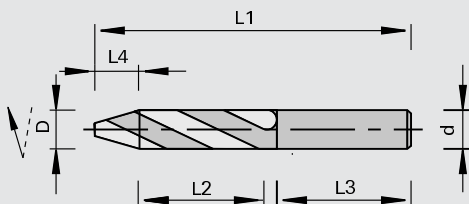
| Ø D  | L4   | L2   | Ø d  | L3   | L1   | Z | Ident-No. |
|------|------|------|------|------|------|---|-----------|
| 16   | 5.0  | 75   | 16   | 48   | 130  | 2 | 185831    |
| 20   | 5.0  | 75   | 20   | 50   | 135  | 3 | 185832    |
| [mm] | [mm] | [mm] | [mm] | [mm] | [mm] |   |           |

129460

### Finishing Plunge Cutters VHW - door manufacturing

Product

Drawing



Solid Tungsten Carbide

MEC

Machine / Application

l CNC machining centers  
l for drilling of peepholes and for through holes

Design

l positive spiral  
l n max = 30,000 min-1

Advantages

Notes

l clamping elements: ps-System with reducing sleeves Class-No. 933280, TRIBOS, draw-in collet chuck

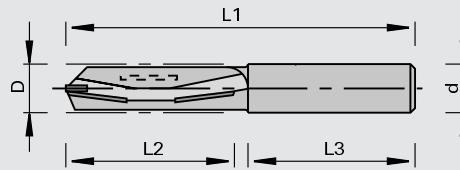
| Ø D  | L4   | L2   | Ø d  | L3   | L1   | Z | Ident-No. |
|------|------|------|------|------|------|---|-----------|
| 12   | 10   | 47   | 12   | 53   | 110  | 2 | 185826    |
| 12   | 10   | 70   | 12   | 50   | 130  | 2 | 185828    |
| 14   | 10   | 47   | 14   | 45   | 110  | 2 | 185829    |
| 16   | 11   | 52   | 16   | 60   | 130  | 2 | 185830    |
| [mm] | [mm] | [mm] | [mm] | [mm] | [mm] |   |           |

129860

## Router Bits for Sash Openings HW-tipped with shear angle

Product

Drawing



Tungsten Carbide [HW]

MAN

**Machine / Application**

- | stationary routers
- | CNC routers
- | for cutting of cut-outs in doors, countertops and furniture parts in hard and exotic woods and wood-based panels

**Design**

- | with shear angle
- | n max = 16.000 min-1

**Advantages**

- | optimum cutting quality on veneered and plastic laminated parts

**Notes**

- | face cutting design allows plunge-cuts
- | clamping elements: draw-in collet chuck, centric clamping chuck

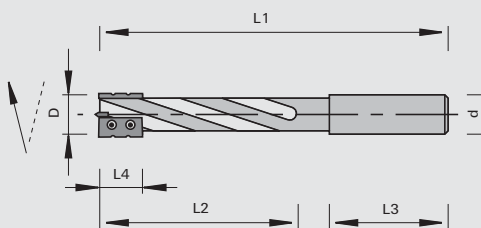
| Ø D  | L2   | Ø d  | L3   | L1   | Z     | Ident-No. |
|------|------|------|------|------|-------|-----------|
| 14   | 50   | 14   | 48   | 100  | 1+1+1 | 167662    |
| [mm] | [mm] | [mm] | [mm] | [mm] |       |           |

129410

## Lock-Case Cutters with HW Knives - door manufacturing

Product

Drawing

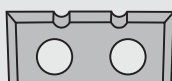
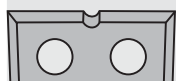


Tungsten Carbide [HW]

MEC

A

B



Machine / Application

- CNC machining centers
- for cutting of lock-cases and face-plates in doors

Design

- positive spiral
- high-tensile body (heavy metal)
- with HW-tipped (soldered) plunge tip
- knives with chip breaker form A and B
- n max = 18,000 min-1

Advantages

- optimum chip evacuation thanks to positive spiral
- high balance quality thanks to cutting edges with chip breakers
- constant diameter thanks to exchangeable knives

Notes

- clamping elements: ps-System with reducing sleeves Class-No. 933280, TRIBOS, draw-in collet chuck
- for attachment in horizontal boring-cutting aggregat (Homag, Weeke) side clamping surfaces are necessary (see Technical Information)

| Ø D  | L4   | L2   | Ø d  | L3   | L1   | Z | Ident-No. |
|------|------|------|------|------|------|---|-----------|
| 16   | 16   | 105  | 16   | 55   | 170  | 2 | 183750 o  |
| 16   | 16   | 105  | 20   | 55   | 170  | 2 | 183751 o  |
| 18   | 16   | 105  | 20   | 55   | 170  | 2 | 183752 o  |
| [mm] | [mm] | [mm] | [mm] | [mm] | [mm] |   |           |

Turnover Knives

| B    | H    | S    | Type | Class-No. | PU    | Ident-No. |
|------|------|------|------|-----------|-------|-----------|
| 16   | 7.0  | 1.5  | A    | 150525    | 10    | 183753    |
| 16   | 7.0  | 1.5  | B    | 150525    | 10    | 183754    |
| [mm] | [mm] | [mm] |      |           | [pc.] |           |

Spare parts

Dimension

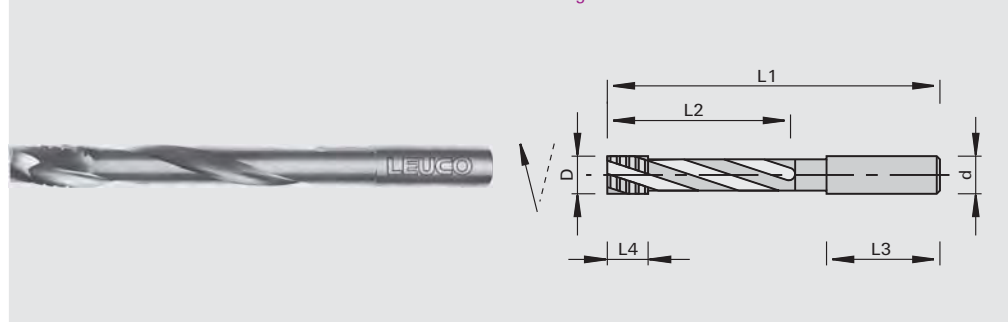
|                   | Dimension | Class-No. | PU    | Ident-No. |
|-------------------|-----------|-----------|-------|-----------|
| Round Head Screws | M3x4 T9   | 995195    | 10    | 180449    |
| Screwdrivers      | T9x60     | 985730    | 1     | 173796    |
|                   | [mm]      |           | [pc.] |           |

129460

## Lock-Case Roughing Cutters VHW - door manufacturing

Product

Drawing



Solid Tungsten Carbide

MEC

**Machine / Application**

- | CNC machining centers
- | for cutting of lock-cases in doors

**Design**

- | positive spiral
- | roughing design

**Advantages**

- | optimum chip evacuation thanks to positive spiral
- | high smoothness of running

**Notes**

- | clamping elements: ps-System with reducing sleeves Class-No. 933280, TRIBOS, draw-in collet chuck
- | for attachment in horizontal boring-cutting aggregate (Homag, Weeke) side clamping surfaces are necessary (see Technical Information)

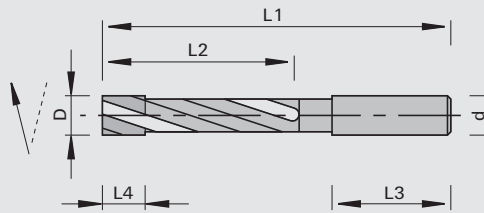
| Ø D  | L4   | L2   | Ø d  | L3   | L1   | Z | nmax    | Ident-No. |
|------|------|------|------|------|------|---|---------|-----------|
| 14   | 25   | 95   | 14   | 50   | 155  | 3 | 24000   | 185835    |
| 16   | 25   | 115  | 16   | 50   | 175  | 3 | 24000   | 185836    |
| 18   | 25   | 115  | 20   | 50   | 175  | 3 | 24000   | 185837    |
| [mm] | [mm] | [mm] | [mm] | [mm] | [mm] |   | [min-1] |           |

129460

## Lock-Case Finishing Cutters VHW - door manufacturing

Product

Drawing



Solid Tungsten Carbide

MEC

Machine / Application

- | CNC machining centers
- | for cutting of lock-cases and face-plates in doors

Design

- | positive spiral
- | finishing design


Advantages

- | optimum chip evacuation thanks to positive spiral
- | high smoothness of running

Notes


- | clamping elements: ps-System with reducing sleeves Class-No. 933280, TRIBOS, draw-in collet chuck
- | for attachment in horizontal boring-cutting aggregate (Homag, Weeke) side clamping surfaces are necessary (see Technical Information)

| Ø D  | L4   | L2   | Ø d  | L3   | L1   | Z | nmax    | Ident-No. |
|------|------|------|------|------|------|---|---------|-----------|
| 14   | 25   | 95   | 14   | 50   | 155  | 2 | 24000   | 185833    |
| 16   | 25   | 115  | 16   | 50   | 175  | 2 | 24000   | 185834    |
| [mm] | [mm] | [mm] | [mm] | [mm] | [mm] |   | [min-1] |           |



## THIN-KERF PARQUET

# Further Processing, Sawing in general



## Product

Longitudinal cut

Cross cut

## Page

43

49

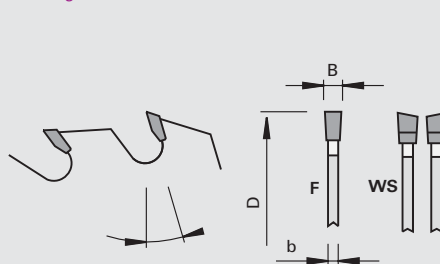
102317 / 102327

## Thin-Kerf Saw Blades HW for parquet manufacturing

Product



Drawing



LEUCO  
topline

LEUCO  
DUR

Tungsten Carbide [HW]

Machine / Application

- | molders
- | splitting machines
- | for precise dividing cuts in trimmed solid woods

Design

- | specially treated tool body with Oxytop coating
- | tooth configuration:
  - | flat "F" for european hard woods (oak, beech, ...)
  - | alternate top bevel "WS" for exotic woods
- | cutting material: HW HL Board O6 plus

Advantages

- | optimum wood yield thanks to thin kerfs

Notes

- | also suitable for Hydro clamping bushing
- | bore extension to d=65 mm of edge saw blade for Schröder
- | packing unit 10 pieces

| Ø D  | B       | b    | Ø d  | Z  | Hook angle | NL                   | Tooth geometry     | Ident-No.  |
|------|---------|------|------|----|------------|----------------------|--------------------|------------|
| 180  | 1,0     | 0.8  | 65   | 24 | 18         | 3/11/80              | F Schröder         | 80254254 o |
| 180  | 1,0     | 0.8  | 65   | 30 | 20         | 3/11/80              | WS Schröder        | 80254256 o |
| 220  | 1,2     | 0.9  | 60   | 27 | 18         | 3/10/74              | F Weinig           | 80252288 o |
| 220  | 1,2     | 0.9  | 65   | 27 | 18         | 3/11/80              | F Schröder         | 80252289 o |
| 220  | 1,2     | 0.9  | 60   | 30 | 20         | 3/10/74              | WS Weinig          | 80252290 o |
| 220  | 1,2     | 0.9  | 65   | 30 | 20         | 3/11/80              | WS Schröder        | 80252291 o |
| 220  | 3,8/3,5 | 3.0  | 60   | 30 | 18         | 3/10/74 +<br>3/11/80 | F Weinig, Schröder | 80252292 o |
| [mm] | [mm]    | [mm] | [mm] |    | [°]        |                      |                    |            |

| Saw Blade Adapter Weinig HSK | Ø D  | Ø d        | Ø d1 | L2   | Class-No. | PU    | Ident-No. |
|------------------------------|------|------------|------|------|-----------|-------|-----------|
|                              | 105  | Weinig HSK | 60   | 68   | 997300    | 1     | 182974 o  |
|                              | [mm] | [mm]       | [mm] | [mm] |           | [pc.] |           |

| Spare parts   | Dimension      | Class-No. | PU    | Ident-No. |
|---------------|----------------|-----------|-------|-----------|
| Clamping Nuts | 105x15xM58x1,5 | 995290    | 1     | 182993 o  |
|               | [mm]           |           | [pc.] |           |

| Hydro Clamping Bushing | Ø D  | Ø d  | Ø d1 | L2   | L1   | Class-No. | PU    | Ident-No. |
|------------------------|------|------|------|------|------|-----------|-------|-----------|
|                        | 93   | 50   | 60   | 80   | 115  | 997300    | 1     | 182193 o  |
|                        | [mm] | [mm] | [mm] | [mm] | [mm] |           | [pc.] |           |

| Spare parts                    | Ø D  | B    | Ø d  | Class-No. | PU | Ident-No. |
|--------------------------------|------|------|------|-----------|----|-----------|
| Spacers                        | 94   | 28   | 60   | 955520    | 1  | 182198 s  |
| Spacers                        | 94   | 30   | 65   | 955520    | 1  | 182199 s  |
| Cover flange top with handhold | 130  | 16   | 60   | 997300    | 1  | 182194 s  |
| Cover flange top with handhold | 130  | 16   | 65   | 997300    | 1  | 182196 s  |
| Cover flange bottom            | 130  | 14   | 60   | 997300    | 1  | 182195 s  |
| Cover flange bottom            | 130  | 14   | 65   | 997300    | 1  | 182197 s  |
| Spacers                        | 130  | 4,2  | 60   | 955520    | 1  | 182200 s  |
| Spacers                        | 130  | 4,3  | 60   | 955520    | 1  | 182201 s  |
| Spacers                        | 130  | 4,4  | 60   | 955520    | 1  | 182202 s  |
| Spacers                        | 130  | 4,5  | 60   | 955520    | 1  | 182203 s  |
| Spacers                        | 130  | 4,6  | 60   | 955520    | 1  | 182204 s  |
| Spacers                        | 130  | 4,7  | 60   | 955520    | 1  | 182205 s  |
| Spacers                        | 130  | 4,8  | 60   | 955520    | 1  | 182206 s  |
| Spacers                        | 130  | 4,9  | 60   | 955520    | 1  | 182207 s  |
|                                | [mm] | [mm] | [mm] |           |    |           |



| Spare parts | Ø D  | B    | Ø d  | Class-No. | PU | Ident-No. |
|-------------|------|------|------|-----------|----|-----------|
| Spacers     | 130  | 5,0  | 60   | 955520    | 1  | 182208 s  |
| Spacers     | 130  | 4,5  | 65   | 955520    | 1  | 182209 s  |
| Spacers     | 130  | 4,6  | 65   | 955520    | 1  | 182210 s  |
| Spacers     | 130  | 4,7  | 65   | 955520    | 1  | 182211 s  |
| Spacers     | 130  | 4,8  | 65   | 955520    | 1  | 182212 s  |
| Spacers     | 130  | 4,9  | 65   | 955520    | 1  | 182213 s  |
| Spacers     | 130  | 5,0  | 65   | 955520    | 1  | 182214 s  |
|             | [mm] | [mm] | [mm] |           |    |           |

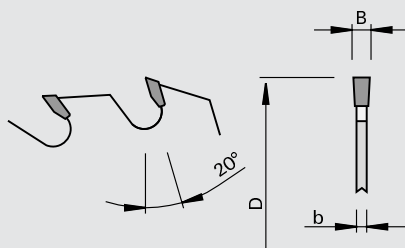
101310 / 101311

**Gang-Rip Saw Blades HW "F"**

Product



Drawing



LEUCO  
topLine

LEUCO  
DUR

Tungsten Carbide [HW]

Machine / Application

- | molders
- | gang-rip saws with one or two shafts
- | for precise ripping cuts in dry and planed soft woods

Design

- | tooth configuration: flat "F"
- | cutting material: HW HL Board 20
- | type A and C with staggered double keyways

Advantages

- | staggering the types (A-C-A etc.) on the shaft creates a cut division that puts less pressure on the machine

Notes

- | larger bore (max. Ø 100 mm) available for a surcharge
- | for cutting height > 50 mm use version with HW rakers
- | for inquiries / orders enclose specification sheet (see appendix)

| Ø D  | B    | b    | Ø d  | Z  | DKN    | NL                             | Class-No. | Ident-No. |
|------|------|------|------|----|--------|--------------------------------|-----------|-----------|
| 200  | 2,0  | 1.4  | 40   | 20 |        |                                | 101311    | 188029    |
| 200  | 2,4  | 1.6  | 40   | 20 |        |                                | 101311    | 188148    |
| 225  | 2,4  | 1.6  | 40   | 20 |        |                                | 101311    | 188150    |
| 250  | 2,4  | 1.6  | 40   | 24 |        |                                | 101311    | 188151    |
| 250  | 3,2  | 2.2  | 70   | 20 | 20x5   |                                | 101310    | 189300    |
| 250  | 2,8  | 1.8  | 70   | 24 | 20x5   |                                | 101311    | 188030    |
| 300  | 3,2  | 2.2  | 70   | 24 | 20x5   |                                | 101310    | 189301    |
| 300  | 3,2  | 2.2  | 80   | 24 | 18,5x5 | 6/5,5/91 + 4/6,6/95 + 2/13/100 | 101310    | 189302    |
| 350  | 3,5  | 2.5  | 70   | 28 | 20x5   |                                | 101310    | 189303    |
| 350  | 3,5  | 2.5  | 80   | 28 | 18,5x5 | 6/5,5/91 + 4/6,6/95 + 2/13/100 | 101310    | 188027 &  |
| [mm] | [mm] | [mm] | [mm] |    | [mm]   |                                |           |           |

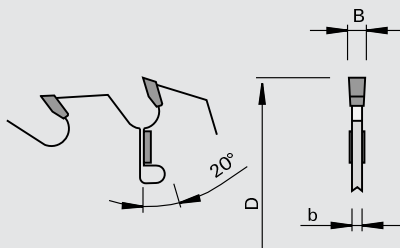
101715

### Gang-Rip Saw Blades HW with HW-rakers - solid "F"

Product



Drawing



LEUCO  
solid

LEUCO  
DUR

Tungsten Carbide [HW]

MEC

Machine / Application

l gang-rip saws with one or two shafts  
l for longitudinal cuts in wet and dry soft woods

Design

l tooth configuration: flat "F"  
l cutting material: HW HL Board 20

Advantages

l tungsten carbide rakers prevent the sides of the wood from making contact with the steel plate

Notes

l for inquiries / orders enclose specification sheet (see appendix)  
l for cutting height > 50 mm

| Ø D  | B    | b    | Ø d  | Ø dmax | Max. flange Ø | Z  | Number of rakers | Ident-No. |
|------|------|------|------|--------|---------------|----|------------------|-----------|
| 300  | 3,0  | 2,0  | 50   | 90     | 130           | 20 | 2+2              | 189270    |
| 350  | 3,5  | 2,4  | 50   | 100    | 140           | 20 | 2+2              | 189271    |
| 400  | 4,2  | 3,0  | 50   | 100    | 150           | 24 | 2+2              | 189272    |
| 450  | 4,2  | 3,0  | 50   | 100    | 160           | 24 | 2+2              | 189273    |
| 500  | 4,6  | 3,3  | 50   | 100    | 180           | 28 | 2+2+2            | 189274    |
| [mm] | [mm] | [mm] | [mm] | [mm]   | [mm]          |    | [pc.]            |           |

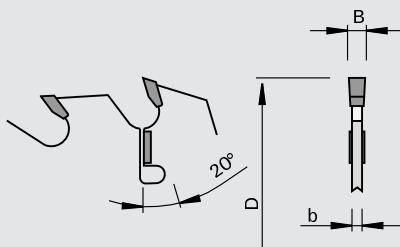
101315

### Gang-Rip Saw Blades HW with HW-rakers "F"

Product



Drawing



LEUCO  
topline

LEUCO  
DUR

Tungsten Carbide [HW]

MEC

Machine / Application

l molders  
l gang-rip saws with one or two shafts  
l for longitudinal cuts in wet and dry soft woods

Design

l tooth configuration: flat "F"  
l cutting material: HW HL Board 20  
l type A and C with staggered double keyways

Advantages

l tungsten carbide rakers prevent the sides of the wood from making contact with the steel plate  
l staggering the types (A-C-A etc.) on the shaft creates a cut division that puts less pressure on the machine

Notes

l for inquiries / orders enclose specification sheet (see appendix)  
l for cutting height > 50 mm

| Ø D  | B    | b    | Ø d  | Ø dmax | Max. flange Ø | Z  | Number of rakers | DKN      | NL | Ident-No. |
|------|------|------|------|--------|---------------|----|------------------|----------|----|-----------|
| 180  | 2,4  | 1,6  | 40   | 55     | 95            | 16 | 2                |          |    | 188096    |
| 200  | 2,0  | 1,4  | 40   | 75     | 115           | 16 | 2                |          |    | 188097    |
| 200  | 2,4  | 1,6  | 40   | 75     | 115           | 16 | 2                |          |    | 188098    |
| 225  | 2,4  | 1,6  | 40   | 80     | 120           | 16 | 2                |          |    | 188100    |
| 250  | 2,4  | 1,6  | 40   | 80     | 125           | 16 | 2                |          |    | 188101    |
| 250  | 2,8  | 1,8  | 70   |        | 125           | 24 | 2                | 20x5     |    | 189290    |
| 300  | 3,2  | 2,2  | 70   |        | 120           | 16 | 2+2              | 20,0x5   |    | 189293    |
| 300  | 3,4  | 2,2  | 80   |        | 120           | 16 | 2+2              | 12,5x4,5 |    | 189296    |
| 300  | 3,2  | 2,2  | 70   |        | 120           | 28 | 2+2              | 20,0x5   |    | 189294    |
| [mm] | [mm] | [mm] | [mm] | [mm]   | [mm]          |    | [pc.]            | [mm]     |    |           |

| Ø D  | B    | b    | Ø d  | Ø dmax | Max. flange Ø | Z  | Number of rakers | DKN    | NL                             | Ident-No. |
|------|------|------|------|--------|---------------|----|------------------|--------|--------------------------------|-----------|
| 300  | 3,2  | 2.2  | 80   |        | 125           | 16 | 2+2              | 18,5x5 | 6/5,5/91 + 4/6,6/95 + 2/13/100 | 189295    |
| 350  | 3,5  | 2.5  | 70   |        | 120           | 20 | 2+2              | 20x5   |                                | 189297    |
| 350  | 3,8  | 2.5  | 80   |        | 125           | 20 | 2+2              | 18,5x5 | 6/5,5/91 + 4/6,6/95 + 2/13/100 | 189299    |
| [mm] | [mm] | [mm] | [mm] | [mm]   | [mm]          |    | [pc.]            | [mm]   |                                |           |

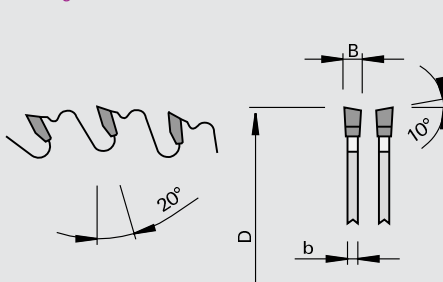
101725

### Gang-Rip Saw Blades HW with internal HW-rakers - solid "WS"

Product



Drawing



**LEUCO**  
*solid*

**LEUCO**  
**DUR**

Tungsten Carbide [HW]

MAN

Machine / Application

- table saws
- climb-cutting rip saws
- suitable for manual feed
- for ripping and cross cuts in wet and dry solid woods

Design

- tooth configuration: alternate top bevel "WS"
- cutting material: HW HL Board 20
- 4 internal spurs HW

Advantages

- tungsten carbide rakers prevent the sides of the wood from making contact with the steel plate
- chip limiter design for universal application

Notes

- for inquiries / orders enclose specification sheet (see appendix)

| Ø D  | B    | b    | Ø d  | Ø dmax | Max. flange Ø | Z  | Number of rakers | NL                            | Ident-No. |
|------|------|------|------|--------|---------------|----|------------------|-------------------------------|-----------|
| 350  | 3,5  | 2.5  | 30   | 70     | 140           | 24 | 2+2              | 2/7/42 + 2/9,5/46,5 + 2/10/60 | 189643    |
| 400  | 3,5  | 2.5  | 30   | 80     | 160           | 28 | 2+2              | 2/7/42 + 2/9,5/46,5 + 2/10/60 | 189644    |
| 450  | 4,2  | 2.8  | 30   | 80     | 160           | 36 | 2+2              | 2/7/42 + 2/9,5/46,5 + 2/10/60 | 189645    |
| [mm] | [mm] | [mm] | [mm] | [mm]   | [mm]          |    | [pc.]            |                               |           |

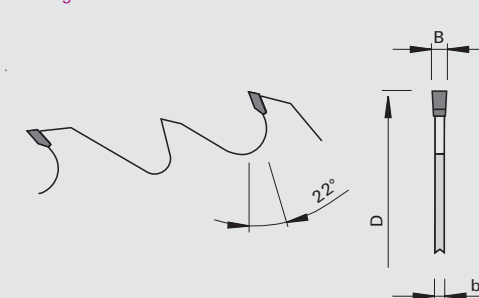
101715

### Gang-Rip Saw Blades HW with HW-rakers - solid "F" for low feed rates

Product



Drawing



**LEUCO**  
*solid*

**LEUCO**  
**DUR**

Tungsten Carbide [HW]

MEC

Machine / Application

- gang rip machine with low feed rates
- for longitudinal cuts in wet solid woods

Design

- tooth configuration: flat "F"
- cutting material: HW HL Board 10
- with internal and external HW-rakers

Advantages

- tungsten carbide rakers prevent the sides of the wood from making contact with the steel plate
- optimal chip evacuation thanks to special design
- particularly robust design

Notes

| Ø D  | B    | b    | Ø d  | Ø dmax | Max. flange Ø | Z  | Number of rakers | Ident-No. |
|------|------|------|------|--------|---------------|----|------------------|-----------|
| 400  | 4,4  | 3.2  | 50   | 100    | 150           | 18 | 2+2              | 192638    |
| 450  | 4,8  | 3.2  | 50   | 100    | 160           | 18 | 2+2              | 192639    |
| 500  | 5,0  | 3.5  | 50   | 100    | 180           | 18 | 2+2              | 192640    |
| 550  | 5,2  | 3.5  | 50   | 140    | 180           | 18 | 4+2              | 192641    |
| [mm] | [mm] | [mm] | [mm] | [mm]   | [mm]          |    | [pc.]            |           |

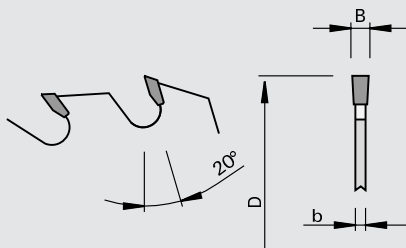
101310

## Gang-Rip Saw Blades HW with cooling slots "F"

Product



Drawing



LEUCO  
topline

LEUCO  
DUR

Tungsten Carbide [HW]

MEC

Machine / Application

- l molders
- l gang-rip saw with one or two shafts (e.g. Raimann, Paul, Costa, ...)
- l for precise ripping cuts in dry and planed hard woods

Design

- l tooth configuration: flat "F"
- l cutting material: HW HL Board 10

Advantages

- l special design and tungsten carbide grade for highest cutting quality and very long edge lives

Notes

- l for inquiries / orders enclose specification sheet (see appendix)

| Ø D  | B    | b    | Ø d  | Ø dmax | Max. flange Ø | Z  | Number of cooling slots | DKN    | NL                             | Ident-No. |
|------|------|------|------|--------|---------------|----|-------------------------|--------|--------------------------------|-----------|
| 250  | 3,4  | 2,2  | 30   | 80     | 120           | 24 | 3                       |        |                                | 189275    |
| 300  | 3,4  | 2,2  | 80   | 100    | 140           | 28 | 4                       | 18,5x5 | 6/5,5/91 + 4/6,6/95 + 2/13/100 | 189276    |
| 300  | 3,4  | 2,2  | 30   | 100    | 130           | 28 | 4                       |        |                                | 189277    |
| 350  | 3,6  | 2,4  | 30   | 100    | 140           | 32 | 4                       |        |                                | 189279    |
| 350  | 3,6  | 2,4  | 80   | 100    | 140           | 32 | 4                       | 18,5x5 | 6/5,5/91 + 4/6,6/95 + 2/13/100 | 189280    |
| 500  | 4,0  | 2,8  | 30   | 100    | 165           | 40 | 4                       |        |                                | 189282    |
| [mm] | [mm] | [mm] | [mm] | [mm]   | [mm]          |    | [pc.]                   | [mm]   |                                |           |

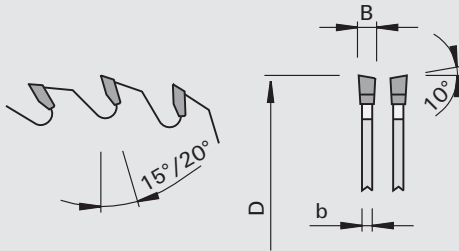
101620/107520

## Trimming Saw Blades HW "WS"

Product



Drawing

LEUCO  
highlineLEUCO  
DUR

Tungsten Carbide [HW]

LOW  
VIBRATION

Machine / Application

- I table saws
- I for sizing cuts in solid woods

Design

- I tooth configuration: alternate top bevel "WS"
- I cutting material: HW HL Board 10

Advantages

- I noise-reduction thanks to laser ornaments for saw blades of more than Ø 250 mm

Notes

- I larger bore (max. Ø 80 mm) available for a surcharge

| Ø D  | B    | b    | Ø d  | Z  | Hook angle | NL                            | Class-No. | Ident-No. |
|------|------|------|------|----|------------|-------------------------------|-----------|-----------|
| 200  | 3,2  | 2,2  | 30   | 24 | 20         | 2/7/42                        | 107520    | 189932    |
| 250  | 3,2  | 2,2  | 30   | 24 | 20         | 2/7/42 + 2/9,5/46,5 + 2/10/60 | 101620    | 189933    |
| 250  | 4,4  | 2,8  | 30   | 20 | 15         | 2/7/42 + 2/9,5/46,5 + 2/10/60 | 101620    | 189934 s  |
| 300  | 3,2  | 2,2  | 30   | 24 | 20         | 2/7/42 + 2/9,5/46,5 + 2/10/60 | 101620    | 189935    |
| 300  | 3,2  | 2,2  | 30   | 28 | 20         | 2/7/42 + 2/9,5/46,5 + 2/10/60 | 101620    | 189936    |
| 300  | 3,2  | 2,2  | 30   | 36 | 20         | 2/7/42 + 2/9,5/46,5 + 2/10/60 | 101620    | 189937    |
| 350  | 3,5  | 2,5  | 30   | 24 | 20         | 2/7/42 + 2/9,5/46,5 + 2/10/60 | 101620    | 189938    |
| 350  | 3,5  | 2,5  | 30   | 32 | 20         | 2/7/42 + 2/9,5/46,5 + 2/10/60 | 101620    | 189939    |
| 350  | 3,5  | 2,5  | 30   | 36 | 20         | 2/7/42 + 2/9,5/46,5 + 2/10/60 | 101620    | 189940    |
| 350  | 4,4  | 2,8  | 30   | 28 | 15         | 2/7/42 + 2/9,5/46,5 + 2/10/60 | 101620    | 189941    |
| 400  | 3,5  | 2,5  | 30   | 28 | 20         | 2/7/42 + 2/9,5/46,5 + 2/10/60 | 101620    | 189942    |
| 400  | 3,5  | 2,5  | 30   | 36 | 20         | 2/7/42 + 2/9,5/46,5 + 2/10/60 | 101620    | 189943    |
| 450  | 3,8  | 2,8  | 30   | 40 | 20         | 2/7/42 + 2/9,5/46,5 + 2/10/60 | 101620    | 189944    |
| 500  | 3,8  | 2,8  | 30   | 44 | 20         | 2/7/42 + 2/9,5/46,5 + 2/10/60 | 101620    | 189945    |
| [mm] | [mm] | [mm] | [mm] |    | [°]        |                               |           |           |

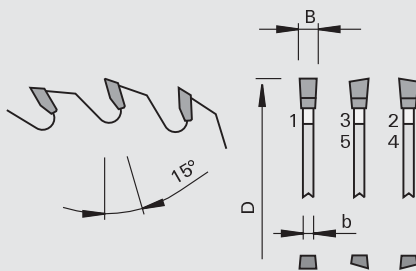
102348

## Sizing Saw Blades HW "G5"

Product



Drawing



LEUCO  
G5 system

LEUCO  
DUR

Tungsten Carbide [HW]

LOW  
noise



Machine / Application

- table saws
- chop and miter saws
- for chip-free sizing cuts as well as clipping and mitre cuts in wood-based panels, solid woods and plastics

Design

- tooth configuration: G5
- cutting material: HW HL Board 04 plus

Advantages

- excellent cutting quality for cross cuts
- excellent cutting quality thanks to special tooth geometry
- extremely long edge lives
- noise-reduction thanks to laser ornaments

Notes

- pay attention to nmax!!!
- NL\*\*- Combi3 = 2/10/60 + 2/9/46 + 2/9,5/46,5 + 2/7/42

| Ø D  | B    | b    | Ø d  | Z   | NL**             | nmax     | Ident-No. |        |
|------|------|------|------|-----|------------------|----------|-----------|--------|
| 200  | 3,0  | 2,2  | 30   | 65  |                  | 7630     | 192789    |        |
| 220  | 3,0  | 2,2  | 30   | 70  |                  | 6940     | 192790    |        |
| 240  | 3,0  | 2,2  | 30   | 75  |                  | 6360     | 192791    |        |
| 250  | 3,0  | 2,2  | 30   | 80  | Combi3           | 6110     | 192792    |        |
| 280  | 3,0  | 2,2  | 30   | 85  | Combi3           | 5450     | 192793    |        |
| 300  | 3,0  | 2,2  | 30   | 100 | Combi3           | 5090     | 192794    |        |
| 303  | 3,2  | 2,2  | 30   | 100 | Combi3           | Striebig | 5040      | 192795 |
| 315  | 3,0  | 2,2  | 30   | 100 | Combi3           |          | 4850      | 192801 |
| 350  | 3,0  | 2,2  | 30   | 100 | Combi3           |          | 4400      | 192796 |
| 380  | 3,0  | 2,2  | 32   | 120 |                  | elumatec | 3340      | 192802 |
| 400  | 3,0  | 2,2  | 30   | 120 | Combi3           |          | 3340      | 192797 |
| 450  | 3,6  | 2,8  | 30   | 130 | Combi3           |          | 3180      | 192798 |
| 500  | 3,6  | 2,8  | 30   | 145 | Combi3 + 2/10/70 |          | 2670      | 192799 |
| 550  | 4,0  | 3,2  | 30   | 160 | Combi3           |          | 2780      | 192803 |
| [mm] | [mm] | [mm] | [mm] |     |                  | [min-1]  |           |        |

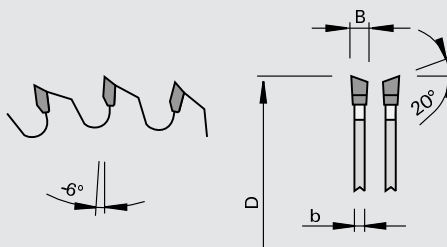
101322

## Clipping Saw Blades HW "WS"

Product



Drawing



LEUCO  
topline

LEUCO  
DUR

Tungsten Carbide [HW]

Machine / Application

- chop and cross-cutting saws
- for cross cuts in solid woods

Design

- negative hook angle
- tooth configuration: alternate top bevel "WS"
- cutting material: HW HL Solid 15

Advantages

Notes

| Ø D  | B    | b    | Ø d  | Z  | Ident-No. |
|------|------|------|------|----|-----------|
| 450  | 4,4  | 3,2  | 30   | 54 | 188045    |
| 500  | 4,4  | 3,2  | 30   | 60 | 188046    |
| [mm] | [mm] | [mm] | [mm] |    |           |

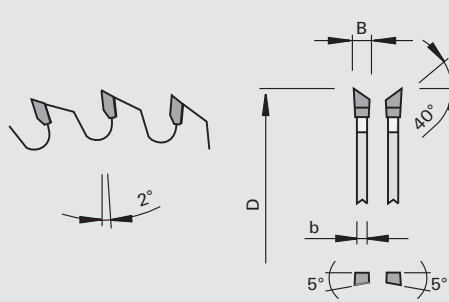
101322

## Clipping Saw Blades HW for wood optimization "WSA"

Product



Drawing



LEUCO  
topline

LEUCO  
DUR

Tungsten Carbide [HW]

Machine / Application

- | optimizing chop saws
- | undertable cross-cut saws
- | push-feed saws
- | through-feed saws
- | for cross cuts in solid woods

Design

- | positive hook angle
- | tooth configuration: alternate top bevel with shear angle "WSA"
- | cutting material: HW HL Board 06
- | extremely high bending strength and hardness of the teeth

Advantages

- | reduced cutting pressure thanks to alternating shear angle
- | long edge lives provide for the necessary productivity and economic efficiency

Notes

| Ø D  | B    | b    | Ø d  | Z   | NL         |                | Ident-No. |
|------|------|------|------|-----|------------|----------------|-----------|
| 400  | 3,4  | 2,8  | 30   | 120 | 2/10/60    | DIMTER QUANTUM | 189896    |
| 400  | 4,6  | 3,5  | 30   | 120 | 2/10/60    | DIMTER         | 189833    |
| 450  | 4,6  | 3,5  | 30   | 132 | 2/15/63    | DIMTER         | 189834    |
| 500  | 4,6  | 3,5  | 30   | 144 | 2/15/63    | DIMTER         | 189835    |
| 520  | 4,6  | 3,5  | 30   | 144 | 2/15/63    |                | 189836    |
| 550  | 4,6  | 3,5  | 120  | 156 | 6/10,2/240 | Paul           | 189837    |
| 600  | 5,2  | 3,8  | 30   | 172 | 2/15/63    | DIMTER         | 189838    |
| 630  | 5,4  | 4,0  | 30   | 180 | 2/15/63    |                | 189839    |
| [mm] | [mm] | [mm] | [mm] |     |            |                |           |

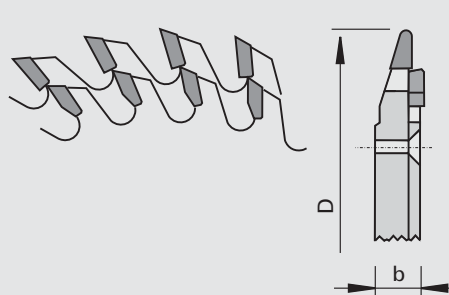
106352

## Turnery saw blades HW

Product



Drawing



LEUCO  
topline

LEUCO  
DUR

Tungsten Carbide [HW]

Machine / Application

- | Special woodturning lathes (Zuckermann, Hempel, CMS-HIT)
- | for woodturning applications in solid wood


Design

- | carbide tipped
- | special tooth configuration
- | bore tolerance H7

Advantages

Notes

| Ø D  | b    | Ø d  | Z    | NL       |  | Ident-No. |
|------|------|------|------|----------|--|-----------|
| 350  | 11,3 | 60   | 2x64 | 6/11/170 |  | 185248 s  |
| 350  | 11,3 | 60   | 2x90 | 6/11/170 |  | 185249 s  |
| [mm] | [mm] | [mm] |      |          |  |           |



# FINGER JOINT CUTTERS

## LEUCO FINGER JOINT CUTTER PROGRAM

Simple tool choice: By means of this overview you will quickly find the suitable cutter!

| Application / Design     |                                    | Finger joint cutters    |         |       |                                  |         |       |   |         |   | Finger joint cutters disc-type              |       |  |   |   |         | Cutterhead              |       |       |       |         |
|--------------------------|------------------------------------|-------------------------|---------|-------|----------------------------------|---------|-------|---|---------|---|---|-------|--|---|---|---------|-------------------------|-------|-------|-------|---------|
|                          |                                    | Finger joint cutters HS |         |       | Finger joint cutters HS Solid 34 |         |       | Finger joint cutters HW                 |         |   | Finger joint cutters disc-type HW soft wood |       | Finger joint cutters, disc-type HW hard wood |   | Finger joint cutters, disc-type for tropical wood |         | Finger joint cutterhead |       |       |       |         |
| Glue-<br>ing             | normal                             | ++                      |         |       | ++                               |         |       | ++                                      |         |   | ++  |       | ++   |   | ++  |         | ++                      |       |       |       |         |
|                          | fiber-free                         | ++                      |         |       | o                                |         |       | o                                       |         |   | o   |       | o  |   | o   |         | o                       |       |       |       |         |
| Wood types               | Coniferous wood                    | ++                      |         |       | ++                               |         |       | o                                       |         |   | ++  |       | ++   |   | o   |         | ++                      |       |       |       |         |
|                          | Deciduous wood                     | +                       |         |       | ++                               |         |       | ++                                      |         |   | -   |       | ++   |   | ++  |         | o                       |       |       |       |         |
|                          | Tropical wood                      | o                       |         |       | +                                |         |       | +                                       |         |   | -   |       | +  |   | ++  |         | o                       |       |       |       |         |
| Dimensions on machine    | Finger jointing line (with hogger) | 10/11                   | 15/16,5 | 20/22 | 10/11                            | 15/16,5 | 20/22 | 10/11                                   | 15/16,5 | - | 10/11                                       | 10/11 | 15/16,5                                      | - | 10/11   | 15/16,5 | -                       | -     |       |       |         |
|                          | Compact line (without hogger)      | 10/10                   | 15/15   | 20/20 | 10/10                            | 15/15   | 20/20 | 10/10                                   | 15/15   | - | -   | -     | -  | - | -   | -       | -                       | 10/10 | 10/11 | 15/15 | 15/16,5 |
| Coating options          | Non-stick coating                  | -                       |         |       | -                                |         |       | -                                       |         |   | topcoat                                     |       | topcoat                                      |   | -   |         | -                       |       |       |       |         |
|                          | Edge life coating                  | topcoat                 |         |       | topcoat                          |         |       | topcoat                                 |         |   | topcoat/topcoat plus                        |       | (*)  |   | (*)   |         | topcoat                 |       |       |       |         |
| Comparison of edge lives | uncoated                           | 100%                    |         |       | up to 300% - 400%                |         |       | up to 400% (increased risk of breaking) |         |   | 100%  |       | 100%   |   | 100%  |         | 100%                    |       |       |       |         |
|                          | topcoat                            | up to 200% - 300%       |         |       | > 500% (*)                       |         |       | (*)                                     |         |   | up to 200%                                  |       | up to 200%                                   |   | -   |         | up to 200% - 300%       |       |       |       |         |
|                          | topcoat plus                       | -                       |         |       | -                                |         |       | -                                       |         |   | > 400%                                      |       | (*)  |   | (*)   |         | -                       |       |       |       |         |

\*on request ++ very well suited + well suited o possible - not possible / not suitable




# Finger Jointing Technology

| Product                           | Page |
|-----------------------------------|------|
| Saw blade hogs                    | 53   |
| Finger jointing cutters           | 57   |
| Finger jointing cutters disc-type | 63   |


115775

### Saw Hoppers HW for finger jointing lines - Grecon

| Product   |             | Drawing  |            |  |    |                |               |               |               |
|---|-------------|--|------------|--|----|----------------|---------------|---------------|---------------|
|   |             |  |            |  |    |                |               |               |               |
|   |             |  |            | <br>Tungsten Carbide [HW]<br><br>MEC  |    |                |               |               |               |
| Machine / Application   | Design      | Advantages   |            | Notes  |    |                |               |               |               |
| <ul style="list-style-type: none"> <li>finger jointing lines</li> <li>for chip-free cross-cutting of solid woods</li> </ul> |             | <ul style="list-style-type: none"> <li>clean, chip-free cuts and long edge lives thanks to special cutting geometry</li> <li>precise fit for finger joints</li> <li>low noise level</li> </ul> |            | <ul style="list-style-type: none"> <li>included in delivery: hogger saw blade, flange, screws and screwdrivers (not mounted); sleeve not included in delivery</li> <li>sense of rotation acc. to DIN-EN 50144</li> </ul> |    |                |               |               |               |
| Ø D   | B           | b  | L1         | Ø d  | Z  | DKN            |               | Ident-No. [L] | Ident-No. [R] |
| 250<br>[mm]   | 8,0<br>[mm] | 44<br>[mm]   | 59<br>[mm] | 80<br>[mm]   | 60 | 12x3,3<br>[mm] | Grecon        | 182379 &      | 182378 &      |
| Spare parts   |             | Dimension  |            | Class-No.  | PU | Ident-No. [L]  | Ident-No. [R] |               |               |
| Hogging Saw Blades  |             | Ø250x6,3/5xØ75 Z80   |            | 102350   | 1  | 189033         | 189032        |               |               |
| Hogging Saw Blades  |             | Ø250x8,0/6,1xØ80 Z60   |            | 102350   | 1  | 189223         | 189222        |               |               |
| Flanges   |             | Ø210x8,4xØ80   |            | 997370   | 1  |                | 182377        |               |               |
| Countersunk Screws  |             | M8x20 DIN 7991-8.8   |            | 995121   | 10 |                | 056378        |               |               |
| Countersunk Screws  |             | M5x12 T20  |            | 995125   | 10 |                | 166709        |               |               |
| Screwdrivers  |             | T20x100  |            | 985730   | 1  |                | 166092        |               |               |
| Bushings for Grecon   |             | Ø113x59x40DKN  |            | 997300   | 1  |                | 189100        |               |               |
| Bushings for NKT  |             | Ø206x100,3x38 DKN  |            | 997370   | 1  |                | 178294        |               |               |
|   |             | [mm]   |            |  |    | [pc.]          |               |               |               |

115775

### Saw Hoppers HW mounted on bushing for finger jointing lines - Grecon

| Product   |             | Drawing  |            |   |       |                |        |               |               |
|---|-------------|--|------------|---|-------|----------------|--------|---------------|---------------|
|   |             |  |            |   |       |                |        |               |               |
|   |             |  |            | <br>Tungsten Carbide [HW]<br><br>MEC |       |                |        |               |               |
| Machine / Application   | Design      | Advantages   |            | Notes   |       |                |        |               |               |
| <ul style="list-style-type: none"> <li>finger jointing lines</li> <li>for chip-free cross-cutting of solid woods</li> </ul> |             | <ul style="list-style-type: none"> <li>clean, chip-free cuts and long edge lives thanks to special cutting geometry</li> <li>precise fit for finger joints</li> <li>low noise level</li> </ul> |            | <ul style="list-style-type: none"> <li>sense of rotation acc. to DIN-EN 50144</li> </ul>                                  |       |                |        |               |               |
| Ø D   | B           | b  | L1         | Ø d   | Z     | DKN            |        | Ident-No. [L] | Ident-No. [R] |
| 250<br>[mm]   | 8,0<br>[mm] | 44<br>[mm]   | 59<br>[mm] | 40<br>[mm]  | 60    | 12x3,3<br>[mm] | Grecon | 182599 &      | 182600 &      |
| 350<br>[mm]   | 10<br>[mm]  | 44<br>[mm]   | 59<br>[mm] | 40<br>[mm]  | 60+12 | 12x3,3<br>[mm] | Grecon | 182611 &      | 182612 &      |

| Spare parts                   | Dimension            | Class-No. | PU    | Ident-No. [L] | Ident-No. [R] |
|-------------------------------|----------------------|-----------|-------|---------------|---------------|
| Hogging Saw Blades            | Ø250x6,3/5xØ75 Z80   | 102350    | 1     | 189033        | 189032        |
| Hogging Saw Blades            | Ø250x8,0/6,1xØ80 Z60 | 102350    | 1     | 189223        | 189222        |
| Hogging Saw Blades            | Ø350x10,0xØ80 Z60+12 | 102350    | 1     | 189246 s      | 189247 #      |
| Flanges                       | Ø210x8,4xØ80         | 997370    | 1     |               | 182377        |
| Countersunk Screws            | M8x20 DIN 7991-8.8   | 995121    | 10    |               | 056378        |
| Countersunk Screws            | M5x12 T20            | 995125    | 10    |               | 166709        |
| Screwdrivers                  | T20x100              | 985730    | 1     |               | 166092        |
| Bushings for Grecon           | Ø113x59x40DKN        | 997300    | 1     |               | 189100        |
| Bushings for Grecon-Combipact | Ø250x8x40            | 997370    | 1     |               | 178783 s      |
|                               | [mm]                 |           | [pc.] |               |               |

115775

### Saw Hoppers HW mounted on bushing for finger jointing lines - NKT

| Product | Drawing |   |
|---------|---------|---|
|         |         | <p><b>LEUCO DUR</b></p> <p>Tungsten Carbide [HW]</p> <p>MEC</p> |

| Machine / Application   | Design | Advantages   | Notes  |
|---|--------|--|--|
| <ul style="list-style-type: none"> <li>finger jointing lines</li> <li>for chip-free cross-cutting of solid woods</li> </ul> |        | <ul style="list-style-type: none"> <li>clean, chip-free cuts and long edge lives thanks to special cutting geometry</li> <li>precise fit for finger joints</li> <li>low noise level</li> </ul> | <ul style="list-style-type: none"> <li>sense of rotation acc. to DIN-EN 50144</li> </ul> |

| Ø D  | B    | b    | L1   | Ø d  | Z     | DKN  |     | Ident-No. [L] | Ident-No. [R] |
|------|------|------|------|------|-------|------|-----|---------------|---------------|
| 250  | 8,0  | 84   | 102  | 38   | 60    | 10x4 | NKT | 182601 &      | 182602 &      |
| 300  | 8,0  | 84   | 102  | 38   | 60    | 10x4 | NKT | 182607 &      | 182608 &      |
| 350  | 10   | 84   | 102  | 38   | 60+12 | 10x4 | NKT | 182613 &      | 182614 &      |
| [mm] | [mm] | [mm] | [mm] | [mm] |       | [mm] |     |               |               |

| Spare parts        | Dimension            | Class-No. | PU    | Ident-No. [L] | Ident-No. [R] |
|--------------------|----------------------|-----------|-------|---------------|---------------|
| Hogging Saw Blades | Ø250x8,0/6,1xØ80 Z60 | 102350    | 1     | 189223        | 189222        |
| Hogging Saw Blades | Ø300x8,0/6,1xØ80 Z60 | 102350    | 1     | 189244        | 189245        |
| Hogging Saw Blades | Ø350x10,0xØ80 Z60+12 | 102350    | 1     | 189246 s      | 189247 #      |
| Countersunk Screws | M5x12 T20            | 995125    | 10    |               | 166709        |
| Screwdrivers       | T20x100              | 985730    | 1     |               | 166092        |
| Bushings for NKT   | Ø206x100,3x38 DKN    | 997370    | 1     |               | 178294        |
|                    | [mm]                 |           | [pc.] |               |               |

115775

### Saw Segment Hogger HW mounted on bushing for finger jointing lines - Grecon

|                |                |   |
|----------------|----------------|---|
| <b>Product</b> | <b>Drawing</b> |   |
|                |                | <p>Tungsten Carbide [HW]</p> <p>MEC</p> |

|   |               |  |   |
|---|---------------|--|---|
| <b>Machine / Application</b>  | <b>Design</b> | <b>Advantages</b>  | <b>Notes</b>  |
| <ul style="list-style-type: none"> <li>  finger jointing lines</li> <li>  for chip-free cross-cutting of solid woods</li> </ul> |               | <ul style="list-style-type: none"> <li>  clean, chip-free cuts and long edge lives thanks to special cutting geometry</li> <li>  precise fit for finger joints</li> <li>  low noise level</li> </ul> | <ul style="list-style-type: none"> <li>  sense of rotation see drawing</li> </ul> |

| Ø D  | B    | b    | L1   | Ø d  | Z        | DKN    |        | Ident-No. [L] | Ident-No. [R] |
|------|------|------|------|------|----------|--------|--------|---------------|---------------|
| 250  | 16,3 | 44   | 59   | 40   | 48+(6x4) | 12x3,3 | Grecon | 189097 &      | 189096 &      |
| [mm] | [mm] | [mm] | [mm] | [mm] |          | [mm]   |        |               |               |

| Spare parts         | Dimension                 | Class-No. | PU    | Ident-No. [L] | Ident-No. [R] |
|---------------------|---------------------------|-----------|-------|---------------|---------------|
| Hogger Saw Blade    | Ø250x4,0/2,8xØ120 Z48     | 102312    | 1     | 189092        | 189093        |
| HW segments         | Ø250 Z=4                  | 116200    | 1     | 189094        | 189094        |
| Bushings for Grecon | Ø113x59x40DKN             | 997300    | 1     |               | 189100        |
| Countersunk Screws  | M6x10 DIN EN ISO 10642    | 995121    | 10    |               | 182598        |
| Countersunk Screws  | M5x10-8.8 DIN EN ISO 2009 | 995122    | 10    |               | 055881        |
| Head Cap Screws     | M8x16 DIN912              | 995111    | 10    |               | 001891        |
| Screwdrivers        | SW4x100                   | 985730    | 1     |               | 166091        |
| Screwdrivers        | 8,0                       | 985730    | 1     |               | 053874        |
|                     | [mm]                      |           | [pc.] |               |               |

105320

### Scoring Saw Blades HW "WS" - for finger joint machines


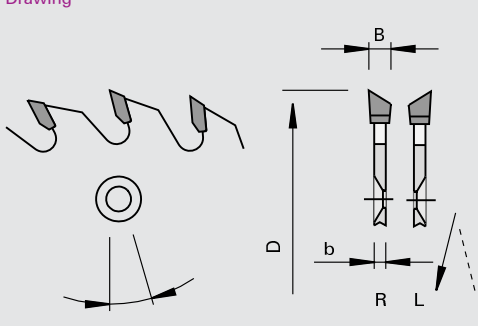


|                |                |                              |
|----------------|----------------|------------------------------|
| <b>Product</b> | <b>Drawing</b> |                              |
|                |                | <p>Tungsten Carbide [HW]</p> |

|  |   |                   |  |
|--|---|-------------------|--|
| <b>Machine / Application</b>   | <b>Design</b>   | <b>Advantages</b> | <b>Notes</b>   |
| <ul style="list-style-type: none"> <li>  finger jointing lines Grecon</li> <li>  for scoring of solid woods</li> </ul> | <ul style="list-style-type: none"> <li>  6 countersunk pin holes on both sides each</li> <li>  for clockwise and counter-clockwise rotation</li> <li>  tooth configuration: alternate top bevel "WS"</li> <li>  cutting material: HW HL Board 06</li> </ul> |                   | <ul style="list-style-type: none"> <li>  along and across the grain, from below</li> </ul> |

| Ø D  | B    | b    | Ø d  | Z  | NL         | Hook angle | Corner< |        | Ident-No. |
|------|------|------|------|----|------------|------------|---------|--------|-----------|
| 200  | 7,0  | 4.0  | 75   | 48 | 2x6/6,5/95 | 10         | 10      | Grecon | 189539    |
| [mm] | [mm] | [mm] | [mm] |    |            | [°]        | [°]     |        |           |

105350

### Scoring Saw Blades HW "ES" - for finger joint machines

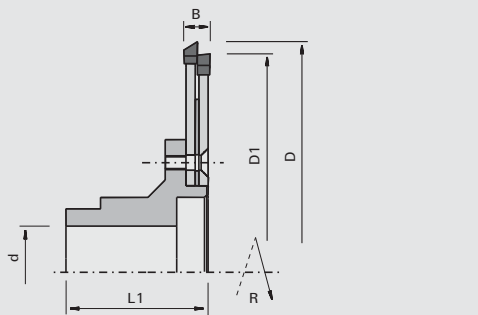

|   |  |  |
|---|--|--|
| <b>Product</b><br> | <b>Drawing</b><br> | <br><br>Tungsten Carbide [HW]<br>MEC |
|---|--|--|

|  |  |   |              |
|--|--|---|--------------|
| <b>Machine / Application</b>   | <b>Design</b>  | <b>Advantages</b>   | <b>Notes</b> |
| <ul style="list-style-type: none"> <li>  finger jointing lines Grecon-Combipact</li> <li>  for scoring of solid woods</li> </ul> | <ul style="list-style-type: none"> <li>  tooth configuration: top bevel "ES (right + left)"</li> <li>  cutting material: HW HL Board 06</li> </ul> | <ul style="list-style-type: none"> <li>  along and across the grain, from above and below</li> <li>  sense of rotation see drawing</li> </ul> |              |

| Ø D  | B    | b    | Ø d  | Z  | NL       | Hook angle | Corner∟ |                  | Ident-No. [L] | Ident-No. [R] |
|------|------|------|------|----|----------|------------|---------|------------------|---------------|---------------|
| 200  | 5,1  | 3,5  | 75   | 48 | 6/7/95   | 10         | 25      | Grecon-Combipact | 188947        | 188948        |
| 200  | 4,7  | 3,4  | 75   | 64 | 6/6,6/95 | 10         | 30      | Grecon HS 120    | 189034        | 189035        |
| 200  | 6,0  | 4,0  | 75   | 48 | 6/6,5/95 | 10         | 5       | Grecon           | 189540        |               |
| [mm] | [mm] | [mm] | [mm] |    |          | [°]        | [°]     |                  |               |               |

105355

### Scoring Saw Blade Set HW "ES" - for finger joint machines

|                |  |   |
|----------------|--|---|
| <b>Product</b> | <b>Drawing</b><br> | <br>Tungsten Carbide [HW]<br>MEC |
|----------------|--|---|

|  |   |   |              |
|--|---|---|--------------|
| <b>Machine / Application</b>   | <b>Design</b>   | <b>Advantages</b>   | <b>Notes</b> |
| <ul style="list-style-type: none"> <li>  finger jointing lines Grecon Ultra / Profi Joint</li> <li>  for scoring of solid woods</li> </ul> | <ul style="list-style-type: none"> <li>  tooth configuration: top bevel "ES"</li> <li>  cutting material: HW HL Board 06</li> </ul> | <ul style="list-style-type: none"> <li>  along and across the grain, from below</li> <li>  sense of rotation according to DIN-EN 50144</li> </ul> |              |

| Ø D1 | Ø D  | B    | L1   | Ø d  | Z     | DKN    |                            | Ident-No. [R] |
|------|------|------|------|------|-------|--------|----------------------------|---------------|
| 190  | 200  | 11,6 | 61   | 40   | 48+48 | 12x3,3 | Grecon Ultra / Profi Joint | 189536 &      |
| [mm] | [mm] | [mm] | [mm] | [mm] |       | [mm]   |                            |               |

| Spare parts         | Dimension            | Class-No. | PU    | Ident-No. |
|---------------------|----------------------|-----------|-------|-----------|
| Scoring Saw Blades  | Ø200x6,0/4,0xØ75 Z48 | 105350    | 1     | 189537    |
| Scoring Saw Blades  | Ø190x6,0/4,0xØ75 Z48 | 105350    | 1     | 189538    |
| Bushings for Grecon | Ø115x61xØ40DKN       | 997300    | 1     | 189543    |
| Spacers             | Ø150x1,5xØ75         | 955520    | 1     | 189542    |
| Countersunk Screws  | M6x20 DIN 7991-8.8   | 995121    | 10    | 183114    |
| Screwdrivers        | SW4x100              | 985730    | 1     | 166091    |
|                     | [mm]                 |           | [pc.] |           |

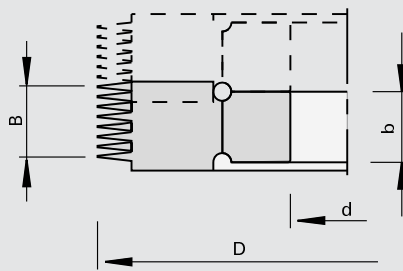
327110 / 327140 / 327130

## Finger Joint Cutters HS

Product



Drawing



High Speed Steel [HS]

MEC

**Machine / Application**

- | finger joint machines
- | machines with and without cross-cutting device
- | for longitudinal joints in soft woods

**Design**

- | standard, for PUR glueing and topcoat

**Advantages**

- | strong flank surface pressure for PUR glues (fiber-free)
- | increased edge lives and higher wear resistance and gliding features thanks to topcoat coating

**Notes**

- | for machines with cross-cutting device, finger length 4/4,5, 10/11, 15/16,5, 20/22
- | for machines without cross-cutting device, finger length 10/10, 15/15, 20/20

| Ø D  | B    | b    | Ø d  | Z   | Partition | Finger joint length | Number of finger joints | nmax    | Ident-No. |
|------|------|------|------|-----|-----------|---------------------|-------------------------|---------|-----------|
| 160  | 28,6 | 26,6 | 50   | 2+2 | 3,8       | 10/10               | 7                       | 8000    | 175740 s  |
| 160  | 28,6 | 26,6 | 50   | 2+2 | 3,8       | 10/11               | 7                       | 8000    | 175741    |
| 160  | 32,4 | 30,4 | 50   | 2+2 | 3,8       | 10/11               | 8                       | 8000    | 178966    |
| 160  | 28,6 | 26,6 | 50   | 3+3 | 3,8       | 10/11               | 7                       | 8000    | 181008 s  |
| 160  | 32,4 | 30,4 | 50   | 3+3 | 1,6       | 4/4,5               | 20                      | 9000    | 182122 s  |
| 170  | 28,6 | 26,6 | 50   | 2+2 | 3,8       | 15/15               | 7                       | 8000    | 175742    |
| 170  | 28,6 | 26,6 | 50   | 2+2 | 3,8       | 15/16,5             | 7                       | 8000    | 175743    |
| 170  | 28,6 | 26,6 | 50   | 3+3 | 3,8       | 15/16,5             | 7                       | 8000    | 182668 s  |
| 180  | 33   | 31   | 50   | 2+2 | 6,2       | 20/20               | 5                       | 8000    | 175744    |
| 180  | 33   | 31   | 50   | 2+2 | 6,2       | 20/22               | 5                       | 8000    | 175745 s  |
| 250  | 26   | 24   | 50   | 3+3 | 1,6       | 4/4,5               | 16                      | 6000    | 182113 s  |
| 250  | 28,6 | 26,6 | 50   | 3+3 | 3,8       | 10/10               | 7                       | 6000    | 175746 s  |
| 250  | 28,6 | 26,6 | 50   | 3+3 | 3,8       | 10/11               | 7                       | 6000    | 175747    |
| 250  | 30   | 28   | 50   | 6+6 | 2,8       | 6/7                 | 10                      | 6000    | 192467 s  |
| 255  | 30   | 28   | 50   | 6+6 | 2,8       | 6/7                 | 10                      | 6000    | 192468 s  |
| 260  | 28,6 | 26,6 | 50   | 3+3 | 3,8       | 15/15               | 7                       | 6000    | 175748 s  |
| 260  | 28,6 | 26,6 | 50   | 3+3 | 3,8       | 15/16,5             | 7                       | 6000    | 175749    |
| 260  | 33   | 31   | 50   | 3+3 | 6,2       | 20/22               | 5                       | 6000    | 175751    |
| [mm] | [mm] | [mm] | [mm] |     | [mm]      | [mm]                | [pc.]                   | [min-1] |           |

| Ø D  | B    | b    | Ø d  | Z   | Partition | Finger joint length | Number of finger joints | nmax    | Ident-No.                |
|------|------|------|------|-----|-----------|---------------------|-------------------------|---------|--------------------------|
| 170  | 28,6 | 26,6 | 50   | 2+2 | 3,8       | 15/15               | 7                       | 8000    | for PUR glueing 189715 s |
| 180  | 33   | 31   | 50   | 2+2 | 6,2       | 20/20               | 5                       | 8000    | for PUR glueing 192262 s |
| 260  | 28,6 | 26,6 | 50   | 3+3 | 3,8       | 15/15               | 7                       | 6000    | for PUR glueing 189716 s |
| 260  | 33   | 31   | 50   | 3+3 | 6,2       | 20/20               | 5                       | 6000    | for PUR glueing 192263 s |
| [mm] | [mm] | [mm] | [mm] |     | [mm]      | [mm]                | [pc.]                   | [min-1] |                          |

| Ø D  | B    | b    | Ø d  | Z   | Partition | Finger joint length | Number of finger joints | nmax    | Ident-No.        |
|------|------|------|------|-----|-----------|---------------------|-------------------------|---------|------------------|
| 160  | 28,6 | 26,6 | 50   | 2+2 | 3,8       | 10/10               | 7                       | 8000    | topcoat 192190 s |
| 160  | 28,6 | 26,6 | 50   | 2+2 | 3,8       | 10/11               | 7                       | 8000    | topcoat 192127 s |
| 160  | 32,4 | 30,4 | 50   | 2+2 | 3,8       | 10/11               | 8                       | 8000    | topcoat 192199 s |
| 160  | 28,6 | 26,6 | 50   | 3+3 | 3,8       | 10/11               | 7                       | 8000    | topcoat 192200 s |
| 160  | 32,4 | 30,4 | 50   | 3+3 | 1,6       | 4/4,5               | 20                      | 9000    | topcoat 192202 s |
| 170  | 28,6 | 26,6 | 50   | 2+2 | 3,8       | 15/15               | 7                       | 8000    | topcoat 192191 s |
| 170  | 28,6 | 26,6 | 50   | 2+2 | 3,8       | 15/16,5             | 7                       | 8000    | topcoat 192192   |
| 170  | 28,6 | 26,6 | 50   | 3+3 | 3,8       | 15/16,5             | 7                       | 8000    | topcoat 192203 s |
| 180  | 33   | 31   | 50   | 2+2 | 6,2       | 20/20               | 5                       | 8000    | topcoat 192193 s |
| 180  | 33   | 31   | 50   | 2+2 | 6,2       | 20/22               | 5                       | 8000    | topcoat 192194 s |
| [mm] | [mm] | [mm] | [mm] |     | [mm]      | [mm]                | [pc.]                   | [min-1] |                  |

| Ø D  | B    | b    | Ø d  | Z   | Partition | Finger joint length | Number of finger joints | nmax    |         | Ident-No. |
|------|------|------|------|-----|-----------|---------------------|-------------------------|---------|---------|-----------|
| 250  | 26   | 24   | 50   | 3+3 | 1.6       | 4/4,5               | 16                      | 6000    | topcoat | 192201 s  |
| 250  | 28,6 | 26.6 | 50   | 3+3 | 3.8       | 10/10               | 7                       | 6000    | topcoat | 192195 s  |
| 250  | 28,6 | 26.6 | 50   | 3+3 | 3.8       | 10/11               | 7                       | 6000    | topcoat | 192126 s  |
| 250  | 30   | 28   | 50   | 6+6 | 2.8       | 6/7                 | 10                      | 6000    | topcoat | 192466 s  |
| 255  | 30   | 28   | 50   | 6+6 | 2.8       | 6/7                 | 10                      | 6000    | topcoat | 192469 s  |
| 260  | 28,6 | 26.6 | 50   | 3+3 | 3.8       | 15/15               | 7                       | 6000    | topcoat | 192196 s  |
| 260  | 28,6 | 26.6 | 50   | 3+3 | 3.8       | 15/16,5             | 7                       | 6000    | topcoat | 192197 s  |
| 260  | 33   | 31   | 50   | 3+3 | 6.2       | 20/22               | 5                       | 6000    | topcoat | 192198 s  |
| [mm] | [mm] | [mm] | [mm] |     | [mm]      | [mm]                | [pc.]                   | [min-1] |         |           |

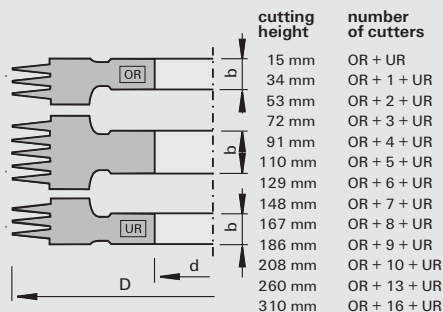
327610 / 327640 / 327630

### Finger Joint Cutters HS - real Z=4 resp. Z=6

Product



Drawing



High Speed Steel [HS]

MEC

Machine / Application

- high-performance finger joint machines
- for longitudinal joints in soft woods

Design

- real Z=4 or Z=6 for high feed rates
- standard, for PUR glueing and topcoat

Advantages

- constant finger quality even with high feed rates thanks to double number of teeth compared to standard design
- longer edge life, higher wear resistance and gliding features thanks to topcoat coating

Notes

- no. of cutters: see table

| Ø D  | B    | b    | Ø d  | Z | Partition | Finger joint length | Number of finger joints | nmax    |                      | Ident-No. |
|------|------|------|------|---|-----------|---------------------|-------------------------|---------|----------------------|-----------|
| 170  | 26,4 | 14.8 | 50   | 4 | 3.8       | 15/15               | 3                       | 8000    | top finish cutter    | 182675 s  |
| 170  | 41   | 19   | 50   | 4 | 3.8       | 15/15               | 5                       | 8000    | base cutter          | 182676 #  |
| 170  | 26,4 | 14.8 | 50   | 4 | 3.8       | 15/15               | 3                       | 8000    | bottom finish cutter | 182677 s  |
| 170  | 26,4 | 14.8 | 50   | 4 | 3.8       | 15/16,5             | 3                       | 8000    | top finish cutter    | 182678 #  |
| 170  | 41   | 19   | 50   | 4 | 3.8       | 15/16,5             | 5                       | 8000    | base cutter          | 182679 #  |
| 170  | 26,4 | 14.8 | 50   | 4 | 3.8       | 15/16,5             | 3                       | 8000    | bottom finish cutter | 182680 #  |
| 250  | 26,4 | 15.4 | 50   | 6 | 3.8       | 10/11               | 3                       | 6000    | top finish cutter    | 189930    |
| 250  | 41   | 19   | 50   | 6 | 3.8       | 10/11               | 5                       | 6000    | base cutter          | 182682    |
| 250  | 26,4 | 15.4 | 50   | 6 | 3.8       | 10/11               | 3                       | 6000    | bottom finish cutter | 189931    |
| [mm] | [mm] | [mm] | [mm] |   | [mm]      | [mm]                | [pc.]                   | [min-1] |                      |           |

| Ø D  | B    | b    | Ø d  | Z | Partition | Finger joint length | Number of finger joints | nmax    |                                      | Ident-No. |
|------|------|------|------|---|-----------|---------------------|-------------------------|---------|--------------------------------------|-----------|
| 170  | 26,4 | 14.8 | 50   | 4 | 3.8       | 15/15               | 3                       | 8000    | top finish cutter for PUR glueing    | 192264 s  |
| 170  | 41   | 19   | 50   | 4 | 3.8       | 15/15               | 5                       | 8000    | base cutter for PUR glueing          | 192265 s  |
| 170  | 26,4 | 14.8 | 50   | 4 | 3.8       | 15/15               | 3                       | 8000    | bottom finish cutter for PUR glueing | 192266 s  |
| 180  | 27,2 | 17.2 | 50   | 3 | 6.2       | 20/20               | 2                       | 8000    | top finish cutter for PUR glueing    | 192267 s  |
| 180  | 39,6 | 19.1 | 50   | 3 | 6.2       | 20/20               | 3                       | 8000    | base cutter for PUR glueing          | 192268 s  |
| 180  | 27,2 | 17.2 | 50   | 3 | 6.2       | 20/20               | 2                       | 8000    | bottom finish cutter for PUR glueing | 192269 s  |
| [mm] | [mm] | [mm] | [mm] |   | [mm]      | [mm]                | [pc.]                   | [min-1] |                                      |           |

| Ø D  | B    | b    | Ø d  | Z | Partition | Finger joint length | Number of finger joints | nmax    |                              | Ident-No. |
|------|------|------|------|---|-----------|---------------------|-------------------------|---------|------------------------------|-----------|
| 170  | 26,4 | 14.8 | 50   | 4 | 3.8       | 15/15               | 3                       | 8000    | top finish cutter/topcoat    | 192204 s  |
| 170  | 41   | 19   | 50   | 4 | 3.8       | 15/15               | 5                       | 8000    | base cutter/topcoat          | 192205 s  |
| 170  | 26,4 | 14.8 | 50   | 4 | 3.8       | 15/15               | 3                       | 8000    | bottom finish cutter/topcoat | 192206 s  |
| [mm] | [mm] | [mm] | [mm] |   | [mm]      | [mm]                | [pc.]                   | [min-1] |                              |           |

| Ø D  | B    | b    | Ø d  | Z | Partition | Finger joint length | Number of finger joints | nmax    |                              | Ident-No. |
|------|------|------|------|---|-----------|---------------------|-------------------------|---------|------------------------------|-----------|
| 170  | 26,4 | 14,8 | 50   | 4 | 3,8       | 15/16,5             | 3                       | 8000    | top finish cutter/topcoat    | 192207 s  |
| 170  | 41   | 19   | 50   | 4 | 3,8       | 15/16,5             | 5                       | 8000    | base cutter/topcoat          | 192208 s  |
| 170  | 26,4 | 14,8 | 50   | 4 | 3,8       | 15/16,5             | 3                       | 8000    | bottom finish cutter/topcoat | 192209 s  |
| 250  | 26,4 | 15,4 | 50   | 6 | 3,8       | 10/11               | 3                       | 6000    | top finish cutter/topcoat    | 192210 s  |
| 250  | 41   | 19   | 50   | 6 | 3,8       | 10/11               | 5                       | 6000    | base cutter/topcoat          | 192211 s  |
| 250  | 26,4 | 15,4 | 50   | 6 | 3,8       | 10/11               | 3                       | 6000    | bottom finish cutter/topcoat | 192212 s  |
| [mm] | [mm] | [mm] | [mm] |   | [mm]      | [mm]                | [pc.]                   | [min-1] |                              |           |

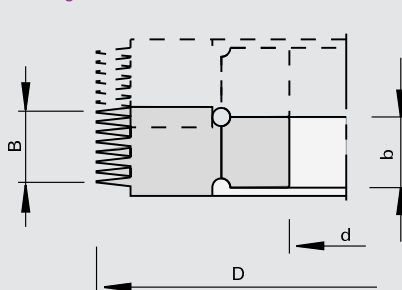
527110

## Finger Joint Cutters HS - Solid 34

Product



Drawing



High Speed Steel [HS]

MEC

Machine / Application

- l finger joint machines
- l machines with and without cross-cutting device
- l for longitudinal joints in knotty soft woods

Design

- l cutting edge: HS Solid 34

Advantages

- l compared to traditional HS finger joint cutters the edge life is 2 - 3 times as long
- l high bending strength
- l reduced risk of tooth breaking

Notes

- l for machines with cross-cutting device, finger length 10/11, 15/16,5, 20/22
- l for machines without cross-cutting device, finger length 10/10, 15/15, 20/20

| Ø D  | B    | b    | Ø d  | Z   | Partition | Finger joint length | Number of finger joints | nmax    |  | Ident-No. |
|------|------|------|------|-----|-----------|---------------------|-------------------------|---------|--|-----------|
| 160  | 28,6 | 26,6 | 50   | 2+2 | 3,8       | 10/10               | 7                       | 8000    |  | 183231 s  |
| 160  | 28,6 | 26,6 | 50   | 2+2 | 3,8       | 10/11               | 7                       | 8000    |  | 183232 s  |
| 160  | 32,4 | 30,4 | 50   | 2+2 | 3,8       | 10/11               | 8                       | 8000    |  | 183233 s  |
| 160  | 28,6 | 26,6 | 50   | 3+3 | 3,8       | 10/11               | 7                       | 8000    |  | 183234 s  |
| 170  | 28,6 | 26,6 | 50   | 2+2 | 3,8       | 15/16,5             | 7                       | 8000    |  | 183235 s  |
| 170  | 28,6 | 26,6 | 50   | 2+2 | 3,8       | 15/15               | 7                       | 8000    |  | 183230    |
| 170  | 28,6 | 26,6 | 50   | 3+3 | 3,8       | 15/16,5             | 7                       | 8000    |  | 183236 s  |
| 180  | 33   | 31   | 50   | 2+2 | 6,2       | 20/20               | 5                       | 8000    |  | 183237 s  |
| 180  | 33   | 31   | 50   | 2+2 | 6,2       | 20/22               | 5                       | 8000    |  | 183238 s  |
| 250  | 28,6 | 31   | 50   | 3+3 | 3,8       | 10/10               | 7                       | 6000    |  | 183239 s  |
| 250  | 28,6 | 26,6 | 50   | 3+3 | 3,8       | 10/11               | 7                       | 6000    |  | 183228    |
| 260  | 28,6 | 26,6 | 50   | 3+3 | 3,8       | 15/15               | 7                       | 6000    |  | 183240 s  |
| 260  | 28,6 | 26,6 | 50   | 3+3 | 3,8       | 15/16,5             | 7                       | 6000    |  | 183229 #  |
| 260  | 33   | 31   | 50   | 3+3 | 6,2       | 20/22               | 5                       | 6000    |  | 183241 s  |
| [mm] | [mm] | [mm] | [mm] |     | [mm]      | [mm]                | [pc.]                   | [min-1] |  |           |



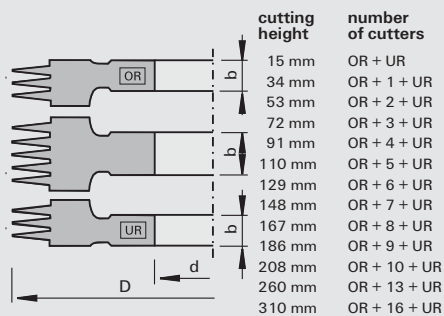
527610

## Finger Joint Cutters HS - Solid 34 - real Z=4 or Z=6

Product



Drawing



High Speed Steel [HS]

MEC

Machine / Application

- high-performance finger joint machines
- for longitudinal joints in soft woods

Design

- cutting edge: HS Solid 34
- real Z=4 or Z=6 for high feed rates

Advantages

- compared to traditional HS finger joint cutters the edge life is 2 - 3 times as long
- high bending strength
- reduced risk of tooth breaking
- constant finger quality even with high feed rates thanks to double number of teeth compared to standard design

Notes

- no. of cutters: see table

| Ø D  | B    | b    | Ø d  | Z | Partition | Finger joint length | Number of finger joints | nmax    |                      | Ident-No. |
|------|------|------|------|---|-----------|---------------------|-------------------------|---------|----------------------|-----------|
| 170  | 26,4 | 14.8 | 50   | 4 | 3.8       | 15/15               | 3                       | 8000    | top finish cutter    | 183242 s  |
| 170  | 41   | 19   | 50   | 4 | 3.8       | 15/15               | 5                       | 8000    | base cutter          | 183243 s  |
| 170  | 26,4 | 14.8 | 50   | 4 | 3.8       | 15/15               | 3                       | 8000    | bottom finish cutter | 183244 s  |
| 170  | 26,4 | 14.8 | 50   | 4 | 3.8       | 15/16,5             | 3                       | 8000    | top finish cutter    | 183247 s  |
| 170  | 41   | 19   | 50   | 4 | 3.8       | 15/16,5             | 5                       | 8000    | base cutter          | 183245 s  |
| 170  | 26,4 | 14.8 | 50   | 4 | 3.8       | 15/16,5             | 3                       | 8000    | bottom finish cutter | 183246 s  |
| 250  | 26,4 | 14.8 | 50   | 6 | 3.8       | 10/11               | 3                       | 6000    | top finish cutter    | 192270    |
| 250  | 41   | 19   | 50   | 6 | 3.8       | 10/11               | 5                       | 6000    | base cutter          | 183249    |
| 250  | 26,4 | 14.8 | 50   | 6 | 3.8       | 10/11               | 3                       | 6000    | bottom finish cutter | 192271    |
| [mm] | [mm] | [mm] | [mm] |   | [mm]      | [mm]                | [pc.]                   | [min-1] |                      |           |

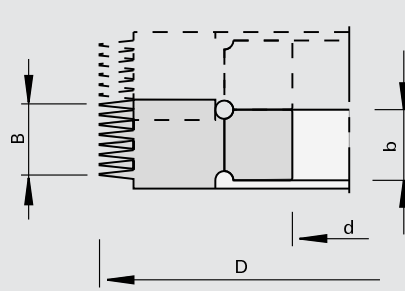
127110

## Finger Joint Cutters HW

Product



Drawing



Tungsten Carbide [HW]

MEC

Machine / Application

- | finger joint machines
- | machines with cross-cutting device
- | for longitudinal joints in hard and exotic woods

Design

Advantages

Notes

- | for machines with cross-cutting device, finger length 10/11, 15/16,5
- | for machines without cross-cutting device, finger length 10/10, 15/15

| Ø D  | B    | b    | Ø d  | Z   | Partition | Finger joint length | Number of finger joints | nmax    | Ident-No. |
|------|------|------|------|-----|-----------|---------------------|-------------------------|---------|-----------|
| 160  | 28,6 | 26,6 | 50   | 2+2 | 3.8       | 10/10               | 7                       | 8000    | 175732 s  |
| 160  | 28,6 | 26,6 | 50   | 2+2 | 3.8       | 10/11               | 7                       | 8000    | 175733    |
| 170  | 28,6 | 26,6 | 50   | 2+2 | 3.8       | 15/15               | 7                       | 8000    | 175734 s  |
| 170  | 28,6 | 26,6 | 50   | 2+2 | 3.8       | 15/16,5             | 7                       | 8000    | 175735 s  |
| 250  | 28,6 | 26,6 | 50   | 3+3 | 3.8       | 10/10               | 7                       | 6000    | 175736 s  |
| 250  | 28,6 | 26,6 | 50   | 3+3 | 3.8       | 10/11               | 7                       | 6000    | 175737    |
| 260  | 28,6 | 26,6 | 50   | 3+3 | 3.8       | 15/15               | 7                       | 6000    | 175738 s  |
| 260  | 28,6 | 26,6 | 50   | 3+3 | 3.8       | 15/16,5             | 7                       | 6000    | 175739 s  |
| [mm] | [mm] | [mm] | [mm] |     | [mm]      | [mm]                | [pc.]                   | [min-1] |           |

396961

## Finger Joint Cutterheads - with exchangeable HS cutting edges

Product



Drawing



LEUCO  
TOP  
COAT

High Speed Steel [HS]

MEC

Machine / Application

l finger joint machines  
l for longitudinal joints in highly stressed components

Design

l tool body made from steel  
l 4/6 exchangeable knives (160 mm) or 6/8 exchangeable knives (250 mm) for particularly high feedrates  
l secured against twisting  
l cutting material: HS-topcoat

Advantages

l multiple edge lives compared to conventional material, increased edge lives and higher wear resistance and gliding features thanks to topcoat coating

Notes

l included in delivery: tool body without knife inserts

| Ø D   | Ø D1    | B    | b    | Ø d  | Z   | nmax    | Ident-No. |
|-------|---------|------|------|------|-----|---------|-----------|
| 129.8 | 160/170 | 30,4 | 30.4 | 50   | 2+2 | 8500    | 192180 s  |
| 129.8 | 160/170 | 30,4 | 30.4 | 50   | 3+3 | 8500    | 192181 s  |
| 216   | 250/260 | 30,4 | 30.4 | 50   | 2+2 | 6000    | 192182 s  |
| 216   | 250/260 | 30,4 | 30.4 | 50   | 3+3 | 6000    | 192183 s  |
| 216   | 250/260 | 30,4 | 30.4 | 50   | 4+4 | 6000    | 192188 s  |
| [mm]  | [mm]    | [mm] | [mm] | [mm] |     | [min-1] |           |

### Overview

| wood width in mm | Number of cutters | wood width in mm | Number of cutters |
|------------------|-------------------|------------------|-------------------|
| 27               | 1                 | 179              | 6                 |
| 58               | 2                 | 210              | 7                 |
| 88               | 3                 | 240              | 8                 |
| 118              | 4                 | 271              | 9                 |
| 149              | 5                 | 297              | 10                |

Knives

|                           | Class-No. | PU    | Ident-No. |
|---------------------------|-----------|-------|-----------|
| HS insert topcoat 10/10   | 332924    | 4     | 192184 s  |
| HS insert topcoat 10/11   | 332924    | 4     | 192185 s  |
| HS insert topcoat 15/15   | 332924    | 4     | 192186 s  |
| HS insert topcoat 15/16.5 | 332924    | 4     | 192187    |
|                           |           | [pc.] |           |

Spare parts

|            | Dimension             | Class-No. | PU    | Ident-No. |
|------------|-----------------------|-----------|-------|-----------|
| Set Screws | M8x20 DIN EN ISO 4028 | 995161    | 10    | 001625    |
|            | [mm]                  |           | [pc.] |           |

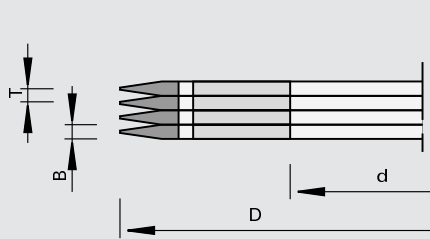
127210

### Finger Joint Cutters disc-type HW

Product



Drawing



Tungsten Carbide [HW]

MEC

Machine / Application

- finger joint machines Grecon/ Dimter, SMB, Scharpf + Kögel, Dieffenbacher, NKT
- machines with cross-cutting device
- for longitudinal joints in soft and hard woods

Design

- high-tensile steel body
- topline grinding
- Ø 160 mm: n max = 11,800 min-1
- Ø 250 mm: n max = 7,400 min-1
- Ø 260 mm: n max = 7,200 min-1

Advantages

- extremely long edge lives thanks to the special coordination of cutting material to the material to be cut and the spiral arrangement of the cutting edges

Notes

- adjustable to any wood thickness with bushing

| Ø D  | B    | Ø d  | Z | Partition | Finger joint length |                         | Ident-No. |
|------|------|------|---|-----------|---------------------|-------------------------|-----------|
| 160  | 3,8  | 70   | 2 | 3.8       | 10/11               | Soft wood               | 177561 s  |
| 160  | 3,8  | 70   | 2 | 3.8       | 10/11               | hard woods/exotic woods | 177562 s  |
| 160  | 3,8  | 70   | 4 | 3.8       | 10/11               | Soft wood               | 177563    |
| 160  | 3,8  | 70   | 4 | 3.8       | 10/11               | hard woods/exotic woods | 177564    |
| 250  | 3,8  | 70   | 6 | 3.8       | 10/11               | hard woods/exotic woods | 180938    |
| 250  | 3,8  | 70   | 6 | 3.8       | 10/11               | Soft wood               | 180939    |
| 260  | 3,8  | 70   | 6 | 3.8       | 15/16               | Soft wood               | 178253 s  |
| [mm] | [mm] | [mm] |   | [mm]      | [mm]                |                         |           |

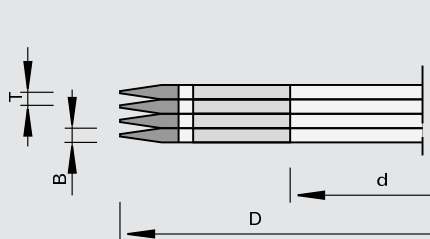
127230

### Finger Joint Cutters disc-type HW - coated

Product



Drawing



Tungsten Carbide [HW]

MEC

Machine / Application

- finger joint machines Grecon/ Dimter, SMB, Scharpf + Kögel, Dieffenbacher, NKT
- machines with cross-cutting device
- for longitudinal joints in soft and hard woods

Design

- high-tensile steel body
- HW topcoat coating
- Ø 160 mm: n max = 11,800 min-1
- Ø 250 mm: n max = 7,400 min-1

Advantages

- extremely long edge lives thanks to coated cutting edge material and the spiral arrangement of the cutting edges
- compared to traditional HW finger joint cutters the edge live is 2 - 3 times as long

Notes

- adjustable to any wood thickness with bushing

| Ø D  | B    | Ø d  | Z | Partition | Finger joint length |  | Ident-No. |
|------|------|------|---|-----------|---------------------|--|-----------|
| 160  | 3,8  | 70   | 4 | 3.8       | 10/11               |  | 181230 s  |
| 250  | 3,8  | 70   | 6 | 3.8       | 10/11               |  | 181233 #  |
| [mm] | [mm] | [mm] |   | [mm]      | [mm]                |  |           |

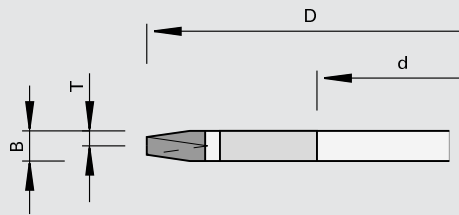
127310

## Disc-type Edge Finger Joint Cutters HW

Product



Drawing



Tungsten Carbide [HW]

MEC

Machine / Application

| finger joint machines  
| for cutting of closed visible longitudinal joints in hard and soft woods

Design

| high-tensile steel body  
| Ø 149 mm: n max = 12,700 min-1  
| Ø 160 mm: n max = 11,800 min-1  
| Ø 239 mm: n max = 7,900 min-1  
| Ø 250 mm: n max = 7,400 min-1

Advantages

Notes

| in combination with finger joint cutters with same Ø and pitch  
| Ø 149 mm and Ø 239 mm (half shoulder) only with scoring saw blade

| Ø D  | B    | Ø d  | Z | Partition | Finger joint length | Ident-No. |
|------|------|------|---|-----------|---------------------|-----------|
| 149  | 3,8  | 70   | 4 | 3.8       | 5                   | 180916 s  |
| 160  | 11,4 | 70   | 4 | 3.8       | 10                  | 177574    |
| 239  | 3,8  | 70   | 6 | 3.8       | 10                  | 180917 s  |
| 239  | 11,4 | 70   | 6 | 3.8       | 10                  | 181245    |
| 250  | 11,4 | 70   | 6 | 3.8       | 10                  | 177576    |
| [mm] | [mm] | [mm] |   | [mm]      | [mm]                |           |

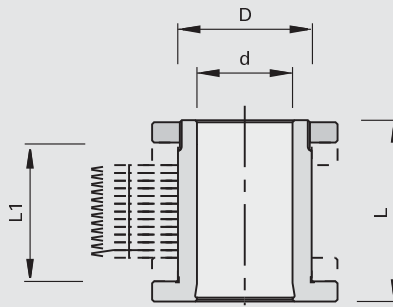
997300

## Bushings for Finger Joint Cutters

Product



Drawing



**Machine / Application**

for clamping of finger joint cutters and edge finger joint cutters

**Design**

high-tensile steel body  
spacers Ø 97 mm for cutters Ø 160-210 mm (not required)

**Advantages**

high concentric and runout accuracy  
for varying wood thicknesses

**Notes**

- fill intermediate sizes with spacers
- for cutter Ø 250 mm install at least one spacer Ø 177 on top and bottom
- fastening nut or hydraulic clamping for cutter attachment must be ordered separately
- for cutter sets over 100 mm height we recommend hydraulic clamping
- the bushing length depends on the wood height "H" and on the type of nut
- accessories: mounting device, mounting ring and wrench is imperative for self-resharpening

| Ø D  | Ø d  | L    | L1   | Ident-No. |
|------|------|------|------|-----------|
| 70   | 50   | 90   | 57   | 178188    |
| 70   | 50   | 120  | 87   | 181035    |
| 70   | 50   | 130  | 97   | 178171    |
| 70   | 50   | 195  | 162  | 178172    |
| 70   | 50   | 220  | 187  | 178173    |
| 70   | 50   | 240  | 207  | 178174    |
| [mm] | [mm] | [mm] | [mm] |           |

| Spacer Rings | Ø D  | B    | Ø d  | Class-No. | PU | Ident-No. |
|--------------|------|------|------|-----------|----|-----------|
|              | 100  | 7,6  | 70   | 955520    | 1  | 180940    |
|              | 100  | 11,4 | 70   | 955520    | 1  | 180941    |
|              | 175  | 7,6  | 70   | 955520    | 1  | 186163 s  |
|              | 175  | 11,4 | 70   | 955520    | 1  | 181034    |
|              | [mm] | [mm] | [mm] |           |    |           |

| Spare parts             | Dimension  | Class-No. | PU    | Ident-No. |
|-------------------------|------------|-----------|-------|-----------|
| Mounting Devices        |            | 997300    | 1     | 177103    |
| Mounting Rings          | 96x70x60   | 955520    | 1     | 177546    |
| Pin-type face wrenches  |            | 985720    | 1     | 177102    |
| Fastening Nut           | M68x1,5x14 | 995290    | 1     | 177104    |
| Hydraulic Clumping Nuts | M68x1,5x56 | 933090    | 1     | 178787 s  |
| Screwdrivers            | SW4x100    | 985730    | 1     | 166091    |
|                         | [mm]       |           | [pc.] |           |

## Finger Joint Cutters - Calculation of cutting width

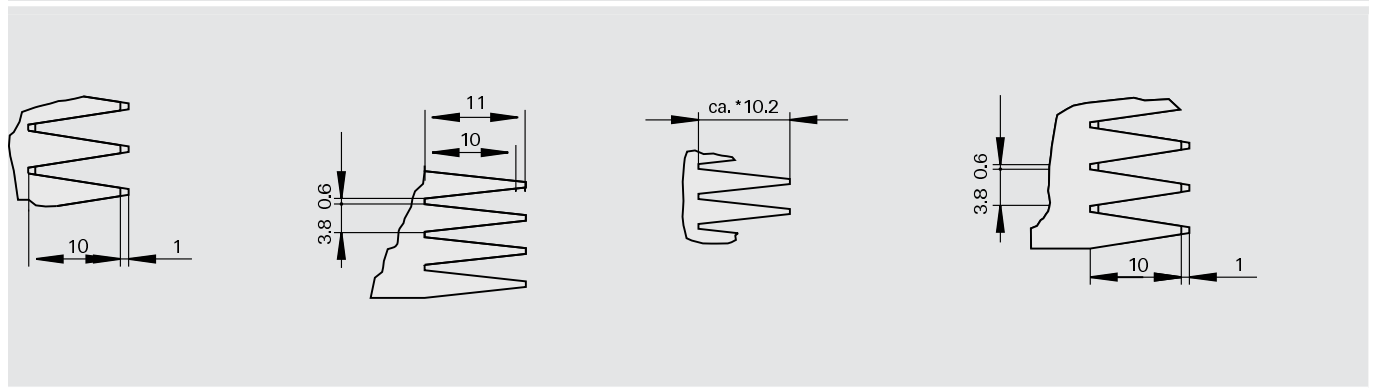
### Combination of the cutter sets depending on the wood thickness

| Finger length [mm] | Wood thickness [mm] | Number of cutters | Finger length [mm] | Wood thickness [mm] | Number of cutters |
|--------------------|---------------------|-------------------|--------------------|---------------------|-------------------|
| 10+15              | 24                  | 1                 | 20                 | 28                  | 1                 |
| 10+15              | 51                  | 2                 | 20                 | 59                  | 2                 |
| 10+15              | 77                  | 3                 | 20                 | 90                  | 3                 |
| 10+15              | 104                 | 4                 | 20                 | 121                 | 4                 |
| 10+15              | 131                 | 5                 | 20                 | 152                 | 5                 |
| 10+15              | 157                 | 6                 | 20                 | 183                 | 6                 |
| 10+15              | 184                 | 7                 | 20                 | 214                 | 7                 |
| 10+15              | 210                 | 8                 | 20                 | 245                 | 8                 |
| 10+15              | 237                 | 9                 | 20                 | 276                 | 9                 |
| 10+15              | 264                 | 10                | 20                 | 307                 | 10                |


### Finger joint cutters - cross cutting with extended finger joint profile

| Finger length [mm] | For machines with sizing device | For machines without sizing device | Finger length [mm] |
|--------------------|---------------------------------|------------------------------------|--------------------|
| 10/10              |                                 | X                                  | No                 |
| 10/11              | X                               |                                    | 10-11              |
| 15/15              |                                 | X                                  | No                 |
| 15/16,5            | X                               |                                    | 15-16,5            |
| 20/20              |                                 | X                                  | No                 |
| 20/22              | X                               |                                    | 20-22              |


### Drawing profile example



# PROFILING







## PLANING

| Product   | Page |
|-----------|------|
| Planing   | 69   |
| Profiling | 77   |

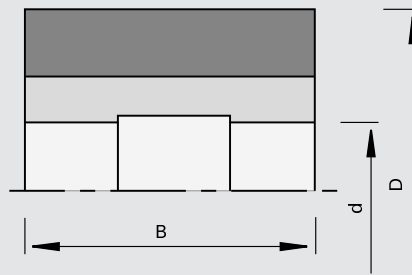
320700

## Planing Cutterheads HS

Product



Drawing



High Speed Steel [HS]

MEC

Machine / Application

- | multi spindle plunging machines
- | for planing of solid woods

Design

- | n max = 9,000 min-1

Advantages

Notes

- | HS-tipped knives (18%) 30x3 mm
- | for adjusting the planing knives 2 adjustment rings are needed
- | alternative cutting material: ST for soft and hard woods; HW for hard and exotic woods

| Ø D  | B    | Ø d  | Z | Ident-No. |
|------|------|------|---|-----------|
| 125  | 80   | 40   | 4 | 179204    |
| 125  | 100  | 40   | 4 | 181195    |
| 125  | 130  | 40   | 4 | 179194    |
| 125  | 150  | 40   | 4 | 179195    |
| 125  | 180  | 40   | 4 | 179196    |
| 125  | 230  | 40   | 4 | 181190    |
| [mm] | [mm] | [mm] |   |           |

Spare parts

Dimension

Class-No.

PU

Ident-No.

|                     |                        |        |       |          |
|---------------------|------------------------|--------|-------|----------|
| Pressure Bars       | B=80                   | 925300 | 2     | 179205 o |
| Pressure Bars       | B=100                  | 925300 | 2     | 181191 o |
| Pressure Bars       | B=130                  | 925300 | 2     | 179198 o |
| Pressure Bars       | B=150                  | 925300 | 2     | 179199 o |
| Pressure Bars       | B=180                  | 925300 | 2     | 179200 o |
| Pressure Bars       | B=230                  | 925300 | 2     | 181192 o |
| Adjustment Rings    | 125x40                 | 985200 | 1     | 179201 o |
| Set Screws          | M10x25 DIN EN ISO 4028 | 995161 | 10    | 168108   |
| Cranked Wrench Keys | SW5 DIN ISO 2936       | 985730 | 1     | 009674   |
|                     | [mm]                   |        | [pc.] |          |

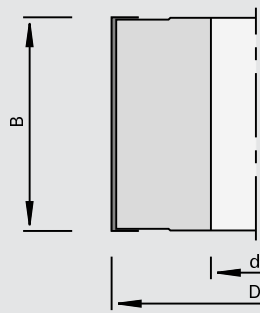
320700

## Planing Cutterheads HS with centrifugal clamping

Product



Drawing



High Speed Steel [HS]

MEC

## Machine / Application

- | molders
- | four-side molders
- | for planing of solid woods

## Design

- | aluminum body
- | n max = 9,000 min-1
- | spring-loaded balls (b) hold the knife before clamping

## Advantages

- | quick tool change with centrifugal clamping, without clamping screws and without time-consuming adjustment procedure
- | tempered precision chip breaker (a) for precise positioning of the knives
- | very cost effective thanks to resharpenability
- | closed design for low noise level

## Notes

- | HS-TRI -tipped knives
- | alternative cutting material: HW

| Ø D  | B    | Ø d  | Z | Ident-No.  |
|------|------|------|---|------------|
| 100  | 80   | 30   | 3 | 70469103 s |
| 100  | 180  | 30   | 3 | 70469104 s |
| 100  | 120  | 30   | 3 | 70469105 s |
| 125  | 130  | 40   | 4 | 70469108 s |
| 120  | 120  | 40   | 4 | 70469109 s |
| 125  | 230  | 40   | 4 | 70469110 s |
| 125  | 180  | 40   | 4 | 70469112 s |
| 120  | 130  | 40   | 4 | 70469113 s |
| 120  | 180  | 40   | 4 | 70469115 s |
| 120  | 230  | 40   | 4 | 70469116 s |
| 125  | 80   | 40   | 4 | 70469117 s |
| 125  | 100  | 40   | 4 | 70469121 s |
| 125  | 120  | 40   | 4 | 70469122 s |
| 125  | 240  | 40   | 4 | 70469128 s |
| 125  | 130  | 40   | 2 | 70469159 s |
| 125  | 180  | 40   | 2 | 70469162 s |
| 125  | 230  | 40   | 2 | 70469163 s |
| 125  | 240  | 40   | 2 | 70469164 s |
| 125  | 190  | 40   | 4 | 70469209 s |
| 125  | 190  | 40   | 2 | 70469212 s |
| [mm] | [mm] | [mm] |   |            |

| Turnover Knives | B    | Cutting material | Class-No. | PU | Ident-No.  |
|-----------------|------|------------------|-----------|----|------------|
|                 | 60   | HS-TRI           | 332121    | 2  | 70469707 o |
|                 | 80   | HS-TRI           | 332121    | 2  | 70469708 o |
|                 | 100  | HS-TRI           | 332121    | 2  | 70469710 o |
|                 | 120  | HS-TRI           | 332121    | 2  | 70469712 o |
|                 | 130  | HS-TRI           | 332121    | 2  | 70469713 o |
|                 | 136  | HS-TRI           | 332121    | 2  | 70469736 o |
|                 | 140  | HS-TRI           | 332121    | 2  | 70469714 o |
|                 | 150  | HS-TRI           | 332121    | 2  | 70469715 o |
|                 | 160  | HS-TRI           | 332121    | 2  | 70469716 o |
|                 | 180  | HS-TRI           | 332121    | 2  | 70469718 o |
|                 | 186  | HS-TRI           | 332121    | 2  | 70469786 o |
|                 | 190  | HS-TRI           | 332121    | 2  | 70469719 o |
|                 | 200  | HS-TRI           | 332121    | 2  | 70469720 o |
|                 | [mm] |                  |           |    | [pc.]      |

| Turnover Knives | B    | Cutting material | Class-No. | PU | Ident-No.  |
|-----------------|------|------------------|-----------|----|------------|
|                 | 210  | HS-TRI           | 332121    | 2  | 70469721 o |
|                 | 220  | HS-TRI           | 332121    | 2  | 70469722 o |
|                 | 230  | HS-TRI           | 332121    | 2  | 70469723 o |
|                 | 240  | HS-TRI           | 332121    | 2  | 70469724 o |
|                 | 260  | HS-TRI           | 332121    | 2  | 70469726 o |
|                 | 300  | HS-TRI           | 332121    | 2  | 70469730 o |
|                 | 310  | HS-TRI           | 332121    | 2  | 70469731 o |
|                 | 400  | HS-TRI           | 332121    | 2  | 70469740 o |
|                 | 410  | HS-TRI           | 332121    | 2  | 70469741 o |
|                 | 430  | HS-TRI           | 332121    | 2  | 70469743 o |
|                 | 500  | HS-TRI           | 332121    | 2  | 70469750 o |
|                 | 510  | HS-TRI           | 332121    | 2  | 70469751 o |
|                 | 610  | HS-TRI           | 332121    | 2  | 70469761 o |
|                 | 630  | HS-TRI           | 332121    | 2  | 70469763 o |
|                 | 640  | HS-TRI           | 332121    | 2  | 70469764 o |
|                 | 710  | HS-TRI           | 332121    | 2  | 70469771 o |
|                 | 1350 | HS-TRI           | 332121    | 2  | 70469798 o |
|                 | [mm] |                  |           |    | [pc.]      |
| Turnover Knives | B    | Cutting material | Class-No. | PU | Ident-No.  |
|                 | 80   | HW               | 132121    | 2  | 70469908 o |
|                 | 100  | HW               | 132121    | 2  | 70469910 o |
|                 | 120  | HW               | 132121    | 2  | 70469912 o |
|                 | 130  | HW               | 132121    | 2  | 70469953 o |
|                 | 140  | HW               | 132121    | 2  | 70469914 o |
|                 | 150  | HW               | 132121    | 2  | 70469915 o |
|                 | 160  | HW               | 132121    | 2  | 70469916 o |
|                 | 180  | HW               | 132121    | 2  | 70469918 o |
|                 | 200  | HW               | 132121    | 2  | 70469920 o |
|                 | 210  | HW               | 132121    | 2  | 70469921 o |
|                 | 220  | HW               | 132121    | 2  | 70469922 o |
|                 | 230  | HW               | 132121    | 2  | 70469923 o |
|                 | 240  | HW               | 132121    | 2  | 70469924 o |
|                 | 250  | HW               | 132121    | 2  | 70469925 o |
|                 | 260  | HW               | 132121    | 2  | 70469926 o |
|                 | 300  | HW               | 132121    | 2  | 70469930 o |
|                 | 610  | HW               | 132121    | 2  | 70469999 o |
|                 | [mm] |                  |           |    | [pc.]      |
| Spare parts     |      |                  | Class-No. | PU | Ident-No.  |
| Knife Changers  |      |                  | 985720    | 1  | 70469100 o |
|                 |      |                  |           |    | [pc.]      |

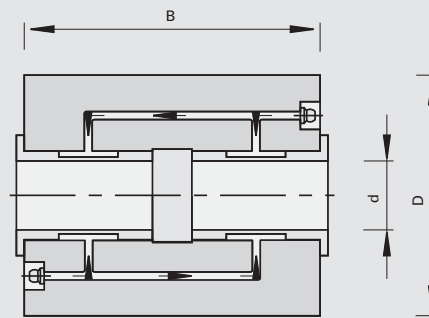
320200

## Hydro Planing Cutterheads HS

Product



Drawing



High Speed Steel [HS]

MEC

## Machine / Application

- hydro profile molders
- for planing of solid woods

## Design

- $n_{max} = 9,000 \text{ min}^{-1}$

## Advantages

- high concentric accuracy and precise tool balancing thanks to Hydro clamping (system Weing) for precise concentricity tolerance
- high feed rates and optimum cutting quality

## Notes

- HS-tipped knives 30 x 3 mm
- alternative cutting material: ST for soft and hard woods; HW for hard and exotic woods

| Ø D  | B    | Ø d  | Z | Hook angle | Ident-No. |
|------|------|------|---|------------|-----------|
| 143  | 60   | 40   | 4 | 27         | 178104 o  |
| 143  | 130  | 40   | 4 | 27         | 178105 o  |
| 143  | 230  | 40   | 4 | 27         | 178106 o  |
| 163  | 60   | 50   | 4 | 27         | 178107 o  |
| 163  | 100  | 50   | 4 | 27         | 178108 o  |
| 163  | 130  | 50   | 4 | 27         | 178109 o  |
| 163  | 150  | 50   | 4 | 27         | 178110 o  |
| 163  | 180  | 50   | 4 | 27         | 178112 o  |
| 163  | 230  | 50   | 4 | 27         | 178113 o  |
| 163  | 260  | 50   | 4 | 27         | 178115 o  |
| 163  | 310  | 50   | 4 | 27         | 178116 o  |
| 163  | 60   | 50   | 6 | 27         | 178117 o  |
| 163  | 100  | 50   | 6 | 27         | 178118 o  |
| 163  | 130  | 50   | 6 | 27         | 178119 o  |
| 163  | 150  | 50   | 6 | 27         | 178120 o  |
| 163  | 180  | 50   | 6 | 27         | 178122 o  |
| 163  | 230  | 50   | 6 | 27         | 178123 o  |
| 163  | 260  | 50   | 6 | 27         | 178125 o  |
| 163  | 310  | 50   | 6 | 27         | 178126 o  |
| 163  | 60   | 50   | 8 | 25         | 178127 o  |
| 163  | 100  | 50   | 8 | 25         | 178128 o  |
| 163  | 130  | 50   | 8 | 25         | 178129 o  |
| 163  | 150  | 50   | 8 | 25         | 178130 o  |
| 163  | 230  | 50   | 8 | 25         | 178131 o  |
| 163  | 260  | 50   | 8 | 25         | 178132 o  |
| [mm] | [mm] | [mm] |   | [°]        |           |

## Spare parts

## Dimension

## Class-No.

## PU

## Ident-No.

|                   |                        |        |    |        |
|-------------------|------------------------|--------|----|--------|
| Set Screws        | M12x25 DIN EN ISO 4028 | 995161 | 10 | 181466 |
| Screwdrivers      | SW6x200                | 985730 | 1  | 167817 |
| Grease presses    |                        | 993270 | 1  | 163706 |
| Grease Cartridges |                        | 993270 | 1  | 163707 |
|                   | [mm]                   |        |    | [pc.]  |

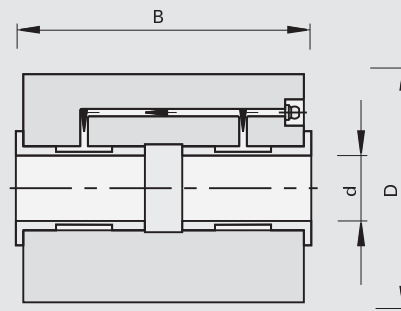
320200

## Hydro-Rotaplane Cutterheads HS

Product



Drawing



High Speed Steel [HS]

MEC

Machine / Application

- hydro profile molders
- for planing of solid woods

Design

- n max = 6,000 min-1

Advantages

- high concentric accuracy and precise tool balancing thanks to Hydro clamping (system Weinig) for precise concentricity tolerance
- high feed rates and optimum cutting quality

Notes

- HS-tipped knives 30 x 3 mm
- alternative cutting material: ST for soft and hard woods; HW for hard and exotic woods

| Ø D  | B    | Ø d  | Z  | Hook angle | Ident-No. |
|------|------|------|----|------------|-----------|
| 203  | 150  | 50   | 6  | 27         | 178133 o  |
| 203  | 230  | 50   | 6  | 27         | 178134 o  |
| 203  | 150  | 50   | 8  | 27         | 178136 o  |
| 203  | 230  | 50   | 8  | 27         | 178137 o  |
| 203  | 310  | 50   | 8  | 27         | 178139 o  |
| 203  | 150  | 50   | 10 | 23         | 178141 o  |
| 203  | 230  | 50   | 10 | 23         | 178142 o  |
| 203  | 310  | 50   | 10 | 23         | 178144 o  |
| 203  | 100  | 50   | 12 | 23         | 178145 o  |
| 203  | 150  | 50   | 12 | 23         | 178146 o  |
| 203  | 230  | 50   | 12 | 23         | 178147 o  |
| 203  | 310  | 50   | 12 | 23         | 178149 o  |
| 203  | 100  | 50   | 16 | 20         | 178150 o  |
| 203  | 150  | 50   | 16 | 20         | 178151 o  |
| [mm] | [mm] | [mm] |    | [°]        |           |

Spare parts

Dimension

Class-No.

PU

Ident-No.

|                   |                        |        |       |        |
|-------------------|------------------------|--------|-------|--------|
| Set Screws        | M12x25 DIN EN ISO 4028 | 995161 | 10    | 181466 |
| Screwdrivers      | SW6x200                | 985730 | 1     | 167817 |
| Grease presses    |                        | 993270 | 1     | 163706 |
| Grease Cartridges |                        | 993270 | 1     | 163707 |
|                   | [mm]                   |        | [pc.] |        |

Spare parts

Class-No.

PU

Ident-No.

|                                 |  |        |       |          |
|---------------------------------|--|--------|-------|----------|
| Hammer for Releasing the Knives |  | 985740 | 1     | 181746 o |
| HSK-Mounting Device             |  | 985202 | 1     | 181747 o |
|                                 |  |        | [pc.] |          |

320608

## Profile Cutterheads HS - Powerlock with Weinig HSK (blanks S=5,8,10 mm)

Product



Drawing



High Speed Steel [HS]

MEC

## Machine / Application

l molders "Weinig Powermat"  
l for profiling of solid woods

## Design

l hook angle 20 degrees (special  
12 degrees)  
l n max = 12,000 min-1

## Advantages

l fixed-shape knife clamping  
by highly precise serration 60  
degrees, partition 1.6mm  
l high profile accuracy and  
surface quality thanks to knives  
sharpened in the cutterhead

## Notes

l adjustable knives  
l possibility of sideways stop in  
the cutterhead  
l control of adjusting range of  
the knives through lunettes  
l picture shows sense of  
rotation right (acc. to DIN  
right)  
l for all back-serrated blanks S  
= 5, 8, 10 mm  
l included in delivery: cutter-  
head and wedges; for blanks  
see chapter Turnover knives,  
Profile Knives, Knives

| Ø D  | B    | Ø d        | Z | Ident-No. [L] | Ident-No. [R] |
|------|------|------------|---|---------------|---------------|
| 90   | 40   | Weinig-HSK | 2 | 182312 o      | 182314 o      |
| 90   | 60   | Weinig-HSK | 2 | 181766 o      | 181775 o      |
| 90   | 80   | Weinig-HSK | 2 | 181767 o      | 181776 o      |
| 90   | 100  | Weinig-HSK | 2 | 181768 o      | 181777 o      |
| 90   | 130  | Weinig-HSK | 2 | 181769 o      | 181778 o      |
| 90   | 150  | Weinig-HSK | 2 | 181770 o      | 181779 o      |
| 90   | 170  | Weinig-HSK | 2 | 181771 o      | 181780 o      |
| 90   | 190  | Weinig-HSK | 2 | 182313 o      | 181781 o      |
| 90   | 210  | Weinig-HSK | 2 | 181773 o      | 181782 o      |
| 90   | 240  | Weinig-HSK | 2 | 181774 o      | 181783 o      |
| 90   | 80   | Weinig-HSK | 4 | 181785 o      | 181794 o      |
| 90   | 100  | Weinig-HSK | 4 | 181786 o      | 181795 o      |
| 90   | 130  | Weinig-HSK | 4 | 181787 o      | 181796 o      |
| 90   | 150  | Weinig-HSK | 4 | 181788 o      | 181797 o      |
| 90   | 170  | Weinig-HSK | 4 | 181789 o      | 181798 o      |
| 90   | 190  | Weinig-HSK | 4 | 181790 o      | 181799 o      |
| 90   | 210  | Weinig-HSK | 4 | 181791 o      | 181800 o      |
| 90   | 40   | Weinig-HSK | 4 | 182315 o      | 182316 o      |
| 90   | 60   | Weinig-HSK | 4 | 181784 o      | 182317 o      |
| 90   | 240  | Weinig-HSK | 4 | 181792 o      | 182318 o      |
| [mm] | [mm] | [mm]       |   |               |               |

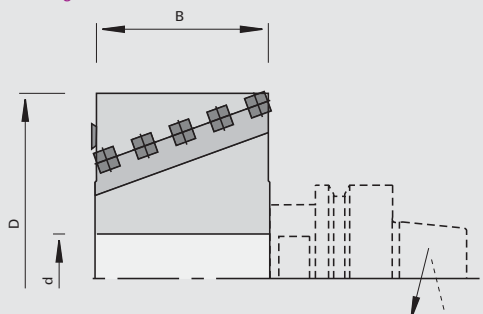
120760

## Spiral Cutterheads HW

Product



Drawing



LEUCO  
GNC

Tungsten Carbide [HW]

MEC

**Machine / Application**

- stationary milling centers
- for dressing, rough-planing, jointing, rabbeting, copying of solid woods and laminated timber

**Design**

- with four-sided turnover knives, with rounded edges
- 2 front spurs HW
- spiral cutting layout of turnover knives and cut division
- high-tensile aluminum body

**Advantages**

- easy hogging, low cutting pressure and low noise level
- high hogging volume

**Notes**

- for HSK mounting arbors with double key without spacer
- for Ident-No. 183678 clamping length 50 mm with HSK mounting arbor
- for Ident-No. 183679 clamping length 80 mm with HSK mounting arbor

| Ø D  | B    | Ø d  | Z      | nmax    | Ident-No. |
|------|------|------|--------|---------|-----------|
| 80   | 80   | 30   | 2+2+V2 | 18000   | 183678 s  |
| 80   | 100  | 30   | 2+2+V2 | 18000   | 183679 s  |
| [mm] | [mm] | [mm] |        | [min-1] |           |

| Turnover Knives                              | B    | H    | S    | Class-No. | PU    | Ident-No. |
|--|------|------|------|-----------|-------|-----------|
| Turnover Knives (with rounded edges R=50 mm) | 15   | 15   | 2.5  | 150517    | 10    | 180454    |
|  | [mm] | [mm] | [mm] |           | [pc.] |           |

| Spare parts        | Dimension   | Class-No. | PU    | Ident-No. |
|--------------------|-------------|-----------|-------|-----------|
| Countersunk Screws | M5x15,5 T20 | 995125    | 10    | 182112    |
| Screwdrivers       | T20x100     | 985730    | 1     | 166092    |
|                    | [mm]        |           | [pc.] |           |



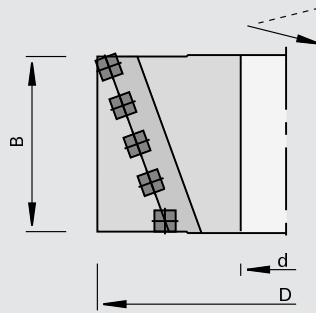
120710

## Spiral Cutterheads HW - Finish

Product



Drawing

LEUCO  
DUR

Tungsten Carbide [HW]

MEC

## Machine / Application

l molders  
l stationary milling centers  
l for milling, rough-planing and finish-planing in solid woods

## Design

l with four-sided turnover knives, with rounded edges  
l spiral cutting layout of turnover knives and cut division  
l high-tensile aluminum body

## Advantages

l easy hogging, low cutting pressure and low noise level

## Notes

l for finished cut

| $\varnothing D$ | B    | $\varnothing d$ | Z   | nmax    | Ident-No. |
|-----------------|------|-----------------|-----|---------|-----------|
| 125             | 100  | 40              | 2+2 | 12000   | 182091 o  |
| 125             | 130  | 40              | 2+2 | 12000   | 182092 o  |
| 125             | 150  | 40              | 3+3 | 12000   | 185960 o  |
| 125             | 170  | 40              | 2+2 | 12000   | 182093 o  |
| 125             | 230  | 40              | 2+2 | 12000   | 182094 o  |
| 125             | 240  | 40              | 2+2 | 12000   | 182095 o  |
| [mm]            | [mm] | [mm]            |     | [min-1] |           |

| Turnover Knives                              | B    | H    | S    | Class-No. | PU    | Ident-No. |
|--|------|------|------|-----------|-------|-----------|
| Turnover Knives (with rounded edges R=50 mm) | 15   | 15   | 2.5  | 150517    | 10    | 180454    |
|  | [mm] | [mm] | [mm] |           | [pc.] |           |

| Spare parts        | Dimension   | Class-No. | PU    | Ident-No. |
|--------------------|-------------|-----------|-------|-----------|
| Countersunk Screws | M5x15,5 T20 | 995125    | 10    | 182112    |
| Screwdrivers       | T20x100     | 985730    | 1     | 166092    |
|                    | [mm]        |           | [pc.] |           |

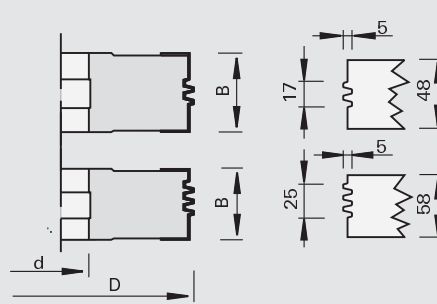
120505

## Glue Joint Profile Cutterheads HW

Product



Drawing



Tungsten Carbide [HW]

MAN

Machine / Application

- | molders
- | table shapers
- | for cutting of edge glue joints in solid woods

Design

- | cutting edges parallel to cutter axis
- | n = 5,700 - 9,800 min-1

Advantages

- | continuous high profile accuracy thanks to turnover knives

Notes

- | application against feed
- | fit of joints can be defined by moving the knives sideways by means of dials (see spare parts)
- | when delivered, tool is set to 0.3 mm joint play

| Ø D  | B    | Ø d  | Ø dmax | Z | H     | Ident-No. |
|------|------|------|--------|---|-------|-----------|
| 135  | 50   | 30   | 50     | 2 | 17-48 | 177007    |
| 135  | 60   | 30   | 50     | 2 | 25-58 | 177008 s  |
| [mm] | [mm] | [mm] | [mm]   |   | [mm]  |           |

| Turnover Knives | B    | H    | S    | Class-No. | PU    | Ident-No. |
|-----------------|------|------|------|-----------|-------|-----------|
|                 | 50   | 23   | 2.0  | 151555    | 10    | 180431    |
|                 | 60   | 23   | 2.0  | 151555    | 10    | 180432    |
|                 | [mm] | [mm] | [mm] |           | [pc.] |           |

| Spare parts         | Dimension  | For Ident-No. | Class-No. | PU    | Ident-No. |
|---------------------|------------|---------------|-----------|-------|-----------|
| Pressure Bars       | 48x11x6    | 177007        | 925300    | 2     | 50591365  |
| Pressure Bars       | 58x11x6    | 177008        | 925300    | 2     | 180434    |
| Clamping Pieces     | 12x8,5/M8L | For all       | 925100    | 2     | 180357    |
| Clamping Set Screws | M8x26 SW4  | For all       | 995161    | 10    | 180340    |
| Screwdrivers        | SW4x100    | For all       | 985730    | 1     | 166091    |
|                     | [mm]       |               |           | [pc.] |           |

| Spare parts   | Dimension  | Class-No. | PU    | Ident-No. |
|---------------|------------|-----------|-------|-----------|
| Setting Discs | 0,1 + 0,15 | 995490    | 1     | 180435    |
| Setting Discs | 0,15 + 0,2 | 995490    | 1     | 180436    |
| Setting Discs | 0,2 + 0,25 | 995490    | 1     | 180437    |
| Setting Discs | 0,25 + 0,3 | 995490    | 1     | 180438    |
| Setting Discs | 0,3 + 0,35 | 995490    | 1     | 180439    |
|               | [mm]       |           | [pc.] |           |

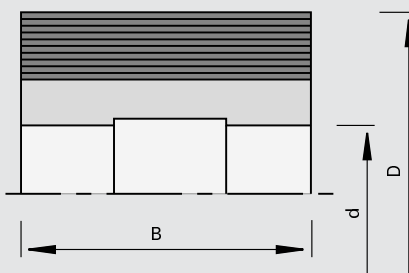
320600

## Profile Cutterheads

Product



Drawing



MEC

## Machine / Application

- l molders
- l for profiling of solid woods

## Design

- l hook angle 25 degrees
- l  $\varnothing$  122 mm: n max = 9,000 min-1
- l  $\varnothing$  137 mm: n max = 8,000 min-1

## Advantages

- l high profile accuracy and surface quality thanks to knives sharpened in the cutterhead

## Notes

- l precise serration (60 degrees, 1.6 mm pitch) ensures tight knife clamping
- l adjustable knives
- l profile depth and cutting circle  $\varnothing$  see table
- l for back-serrated blanks S = 5, 8, 10 mm
- l included in delivery: cutterhead and wedges; for blanks see chapter Turnover knives, Profile Knives, Knives

| $\varnothing$ D | B    | $\varnothing$ d | Z | Ident-No. |
|-----------------|------|-----------------|---|-----------|
| 122             | 40   | 40              | 4 | 179208    |
| 122             | 60   | 40              | 4 | 179209    |
| 122             | 80   | 40              | 4 | 179210    |
| 122             | 100  | 40              | 4 | 179211    |
| 122             | 130  | 40              | 4 | 179212    |
| 122             | 150  | 40              | 4 | 179213 o  |
| 122             | 180  | 40              | 4 | 179214    |
| 122             | 230  | 40              | 4 | 179215 o  |
| 137             | 60   | 50              | 4 | 179216 o  |
| 137             | 80   | 50              | 4 | 179217 o  |
| 137             | 100  | 50              | 4 | 179218 o  |
| 137             | 150  | 50              | 4 | 179219 o  |
| 137             | 180  | 50              | 4 | 179220 o  |
| [mm]            | [mm] | [mm]            |   |           |

| Spare parts   | Dimension              | Class-No. | PU    | Ident-No. |
|---------------|------------------------|-----------|-------|-----------|
| Pressure Bars | B=40                   | 925300    | 2     | 179221 o  |
| Pressure Bars | B=60                   | 925300    | 2     | 179222 o  |
| Pressure Bars | B=80                   | 925300    | 2     | 179223 o  |
| Pressure Bars | B=100                  | 925300    | 2     | 179224 o  |
| Pressure Bars | B=130                  | 925300    | 2     | 179225 o  |
| Pressure Bars | B=150                  | 925300    | 2     | 179226 o  |
| Pressure Bars | B=180                  | 925300    | 2     | 179227 o  |
| Pressure Bars | B=230                  | 925300    | 2     | 179228 o  |
| Dummy Pieces  | B=40                   | 925900    | 2     | 179229 o  |
| Dummy Pieces  | B=60                   | 925900    | 2     | 179230 o  |
| Dummy Pieces  | B=80                   | 925900    | 2     | 179231 o  |
| Dummy Pieces  | B=100                  | 925900    | 2     | 179232 o  |
| Dummy Pieces  | B=130                  | 925900    | 2     | 179233 o  |
| Dummy Pieces  | B=150                  | 925900    | 2     | 179234 o  |
| Dummy Pieces  | B=180                  | 925900    | 2     | 179235 o  |
| Dummy Pieces  | B=230                  | 925900    | 2     | 179236 o  |
| Set Screws    | M10x20 DIN EN ISO 4028 | 995161    | 10    | 815807    |
| Screwdrivers  | SW5x150                | 985730    | 1     | 168703    |
|               | [mm]                   |           | [pc.] |           |

## Maximum cutting circle diameter

|                        | HS  | HW  | ST  | HS  | HW  | HS  | ST  |
|------------------------|-----|-----|-----|-----|-----|-----|-----|
| Knife height H [mm]    | 50  | 50  | 55  | 60  | 60  | 70  | 70  |
| Knife thickness S [mm] | 8   | 10  | 10  | 8   | 10  | 8   | 10  |
| Profile depth T [mm]   | 12  | 10  | 15  | 20  | 18  | 30  | 27  |
| Dmax at D=122          | 161 | 161 | 171 | 181 | 181 | 201 | 201 |
| Dmax at D=137          | 176 | 176 | 186 | 196 | 196 | 216 | 216 |

## Maximum RPM

| B (mm)           | 50   | 55   | 60   | 70   |
|------------------|------|------|------|------|
| Dmax at D=122    | 161  | 171  | 181  | 201  |
| Max.RPM (min-1): | 9000 | 8400 | 8000 | 7200 |
| Dmax at D=137    | 176  | 186  | 196  | 216  |
| Max.RPM (min-1): | 8200 | 7700 | 7300 | 6600 |

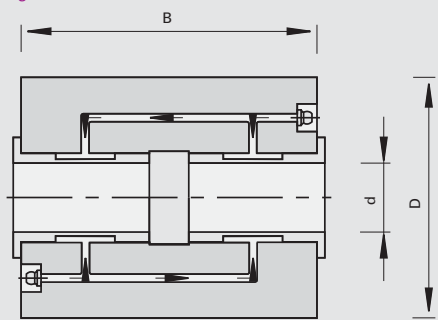
320600

## Hydro Profile Cutterheads HS

Product



Drawing



MEC

Machine / Application

- hydro profile molders
- for profiling of solid woods

Design

- the max. RPM depends from the knife height (see table "Max. RPM")

Advantages

- best cutting quality without knife marks at high feed rates
- precise concentricity tolerance (system Weing) thanks to dual-chamber Hydro clamping
- high concentric accuracy and low operating vibration
- tight clamping thanks to precise serration (60 degrees, 1.6 mm pitch)

Notes

- adjustable knives
- profile depth and cutting circle Ø see table
- for back-serrated blanks S = 5, 8, 10 mm
- included in delivery: cutter-head and wedges; for blanks see chapter Turnover knives, Profile Knives, Knives

| Ø D  | B    | Ø d  | Z | Ident-No. |
|------|------|------|---|-----------|
| 137  | 60   | 40   | 4 | 176342 o  |
| 137  | 100  | 40   | 4 | 176343 o  |
| 137  | 130  | 40   | 4 | 176344 o  |
| 137  | 150  | 40   | 4 | 176345 o  |
| 137  | 180  | 40   | 4 | 176346 o  |
| 137  | 230  | 40   | 4 | 176347 o  |
| 150  | 60   | 50   | 4 | 176348 o  |
| 150  | 60   | 50   | 6 | 176349 o  |
| 150  | 100  | 50   | 4 | 176350 o  |
| 150  | 100  | 50   | 6 | 176351 o  |
| 150  | 130  | 50   | 4 | 176352 o  |
| 150  | 130  | 50   | 6 | 176353 o  |
| 150  | 150  | 50   | 4 | 176354 o  |
| 150  | 150  | 50   | 6 | 176355 o  |
| 150  | 180  | 50   | 4 | 176356 o  |
| 150  | 180  | 50   | 6 | 176357 o  |
| [mm] | [mm] | [mm] |   |           |

| Ø D  | B    | Ø d  | Z  | Ident-No. |
|------|------|------|----|-----------|
| 150  | 230  | 50   | 4  | 176358 o  |
| 150  | 230  | 50   | 6  | 176359 o  |
| 150  | 260  | 50   | 4  | 176360 o  |
| 150  | 260  | 50   | 6  | 176361 o  |
| 150  | 310  | 50   | 4  | 176362 o  |
| 150  | 310  | 50   | 6  | 176363 o  |
| 163  | 60   | 50   | 8  | 176364 o  |
| 163  | 100  | 50   | 8  | 176365 o  |
| 163  | 130  | 50   | 8  | 176366 o  |
| 163  | 150  | 50   | 8  | 176367 o  |
| 163  | 180  | 50   | 8  | 176368 o  |
| 163  | 230  | 50   | 8  | 176369 o  |
| 163  | 260  | 50   | 8  | 176370 o  |
| 163  | 310  | 50   | 8  | 176371 o  |
| 195  | 60   | 50   | 10 | 176372 o  |
| 195  | 100  | 50   | 10 | 176373 o  |
| 195  | 130  | 50   | 10 | 176374 o  |
| 195  | 150  | 50   | 10 | 176375 o  |
| 215  | 60   | 50   | 12 | 176380 o  |
| 215  | 100  | 50   | 12 | 176381 o  |
| 215  | 130  | 50   | 12 | 176382 o  |
| 215  | 150  | 50   | 12 | 176383 o  |
| [mm] | [mm] | [mm] |    |           |

| Spare parts       | Dimension              | Class-No. | PU    | Ident-No. |
|-------------------|------------------------|-----------|-------|-----------|
| Set Screws        | M12x25 DIN EN ISO 4028 | 995161    | 10    | 181466    |
| Screwdrivers      | SW6x200                | 985730    | 1     | 167817    |
| Grease presses    |                        | 993270    | 1     | 163706    |
| Grease Cartridges |                        | 993270    | 1     | 163707    |
|                   | [mm]                   |           | [pc.] |           |

## Maximum cutting circle diameter

|                        | HS  | HW  | ST  | HS  | HW  | HS  | ST  |
|------------------------|-----|-----|-----|-----|-----|-----|-----|
| Knife height H [mm]    | 50  | 50  | 55  | 60  | 60  | 70  | 70  |
| Knife thickness S [mm] | 8   | 10  | 10  | 8   | 10  | 8   | 10  |
| Profile depth T [mm]   | 12  | 10  | 15  | 20  | 18  | 30  | 27  |
| Dmax at D=137          | 174 | 174 | 184 | 194 | 194 | 214 | 214 |
| Dmax at D=150          | 189 | 189 | 199 | 209 | 209 | 229 | 229 |
| Dmax at D=163          | 202 | 202 | 212 | 222 | 222 | 242 | 242 |

## Maximum RPM

|                     | 50   | 55   | 60   | 70   |
|---------------------|------|------|------|------|
| Knife height H [mm] | 50   | 55   | 60   | 70   |
| Dmax at D=137       | 174  | 184  | 194  | 214  |
| Max.RPM (min-1):    | 8300 | 7800 | 7400 | 6700 |
| Dmax at D=150       | 189  | 199  | 209  | 229  |
| Max.RPM (min-1):    | 7700 | 7300 | 6900 | 6300 |
| Dmax at D=163       | 202  | 212  | 222  | 242  |
| Max.RPM (min-1):    | 7200 | 6800 | 6500 | 6000 |
| Dmax for D=215      | 254  | 264  | 274  | 294  |
| Max.RPM (min-1):    | 5700 | 5400 | 5200 | 4900 |

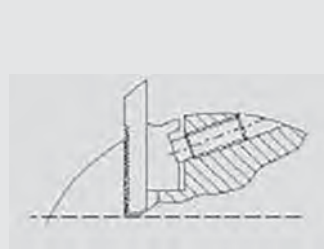
320608

## Profile Cutterheads HS - Powerlock with Weinig HSK (blanks S=5,8,10 mm)

Product



Drawing



High Speed Steel [HS]

MEC

**Machine / Application**

| molders "Weinig Powermat"  
| for profiling of solid woods

**Design**

| hook angle 20 degrees (special  
| 12 degrees)  
| n max = 12,000 min-1

**Advantages**

| fixed-shape knife clamping  
| by highly precise serration 60  
| degrees, partition 1.6mm  
| high profile accuracy and  
| surface quality thanks to knives  
| sharpened in the cutterhead

**Notes**

| adjustable knives  
| possibility of sideways stop in  
| the cutterhead  
| control of adjusting range of  
| the knives through lunettes  
| picture shows sense of  
| rotation right (acc. to DIN  
| right)  
| for all back-serrated blanks S  
| = 5, 8, 10 mm  
| included in delivery: cutter-  
| head and wedges; for blanks  
| see chapter Turnover knives,  
| Profile Knives, Knives

| Ø D  | B    | Ø d        | Z | Ident-No. [L] | Ident-No. [R] |
|------|------|------------|---|---------------|---------------|
| 90   | 40   | Weinig-HSK | 2 | 182312 o      | 182314 o      |
| 90   | 60   | Weinig-HSK | 2 | 181766 o      | 181775 o      |
| 90   | 80   | Weinig-HSK | 2 | 181767 o      | 181776 o      |
| 90   | 100  | Weinig-HSK | 2 | 181768 o      | 181777 o      |
| 90   | 130  | Weinig-HSK | 2 | 181769 o      | 181778 o      |
| 90   | 150  | Weinig-HSK | 2 | 181770 o      | 181779 o      |
| 90   | 170  | Weinig-HSK | 2 | 181771 o      | 181780 o      |
| 90   | 190  | Weinig-HSK | 2 | 182313 o      | 181781 o      |
| 90   | 210  | Weinig-HSK | 2 | 181773 o      | 181782 o      |
| 90   | 240  | Weinig-HSK | 2 | 181774 o      | 181783 o      |
| 90   | 80   | Weinig-HSK | 4 | 181785 o      | 181794 o      |
| 90   | 100  | Weinig-HSK | 4 | 181786 o      | 181795 o      |
| 90   | 130  | Weinig-HSK | 4 | 181787 o      | 181796 o      |
| 90   | 150  | Weinig-HSK | 4 | 181788 o      | 181797 o      |
| 90   | 170  | Weinig-HSK | 4 | 181789 o      | 181798 o      |
| 90   | 190  | Weinig-HSK | 4 | 181790 o      | 181799 o      |
| 90   | 210  | Weinig-HSK | 4 | 181791 o      | 181800 o      |
| 90   | 40   | Weinig-HSK | 4 | 182315 o      | 182316 o      |
| 90   | 60   | Weinig-HSK | 4 | 181784 o      | 182317 o      |
| 90   | 240  | Weinig-HSK | 4 | 181792 o      | 182318 o      |
| [mm] | [mm] | [mm]       |   |               |               |

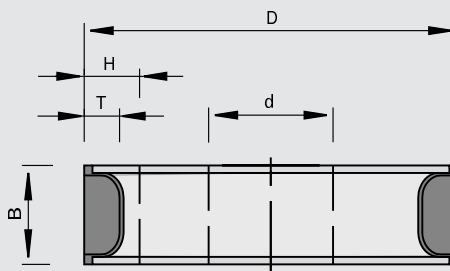
120607

## SuperProfiler HW (inside profile) - MAN

Product



Drawing



Tungsten Carbide [HW]

MAN

Machine / Application

table shapers  
for planing and profiling of solid woods and wood-based panels

Design

cutting edges parallel to cutter axis  
n = 6.200 - 10.700 min-1  
cutting material: HW HL Board 06 for hard woods and wood-based panels  
cutting material: HW HL Solid 60 for soft woods

Advantages

cutterhead for mounting of several profile knives

Notes

application against feed  
profile knife can be profiled per customer specifications  
included in delivery: cutterhead with clamping elements, without profile knives, support plates and deflectors

| Ø D  | B    | Ø d  | Ø dmax | Tmax | Z | Drawing | Ident-No. unprofiled |
|------|------|------|--------|------|---|---------|----------------------|
| 125  | 40   | 30   | 35     | 13   | 2 | SP 1    | 167263               |
| 125  | 60   | 30   | 35     | 15   | 2 | SP 2    | 167264               |
| [mm] | [mm] | [mm] | [mm]   | [mm] |   | [Foil]  |                      |


| Blanks           | B    | H    | LEUCODUR    | Drawing/Foil | Class-No. | PU | Ident-No. |
|------------------|------|------|-------------|--------------|-----------|----|-----------|
| SP blanks        | 40,6 | 28.2 | HL Board 06 | SP 1         | 152526    | 10 | 179112    |
| SP blanks        | 40,6 | 28.2 | HL Solid 60 | SP 1         | 152529    | 10 | 177367    |
| SP blanks        | 60,8 | 30.2 | HL Board 06 | SP 2         | 152526    | 10 | 179113    |
| SP blanks        | 60,8 | 30.2 | HL Solid 60 | SP 2         | 152529    | 10 | 177368    |
| support plates   | 40   | 26.5 |             | SP 1         | 925402    | 2  | 178007    |
| support plates   | 60   | 28.5 |             | SP 2         | 925402    | 2  | 178008    |
| deflector plates | 40   | 28   |             | SP 1         | 925407    | 1  | 167267    |
| deflector plates | 60   | 30   |             | SP 2         | 925407    | 1  | 167268    |
|                  | [mm] | [mm] |             |              |           |    | [pc.]     |

| Spare parts        | Dimension | For Ident-No. | Class-No. | PU | Ident-No. |
|--------------------|-----------|---------------|-----------|----|-----------|
| Pressure Bars      | 36x12x8   | 167263        | 925300    | 2  | 166737    |
| Pressure Bars      | 58x12x8   | 167264        | 925300    | 2  | 166738    |
| Special Set Screws | M8x24     | For all       | 995191    | 10 | 167269    |
| Screwdrivers       | SW4x100   | For all       | 985730    | 1  | 166091    |
|                    | [mm]      |               |           |    | [pc.]     |

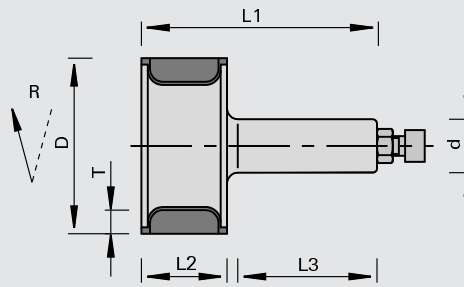
128612

## SuperProfiler Shank-Type Cutterheads HW

Product



Drawing



Tungsten Carbide [HW]

MEC

Machine / Application

- CNC routers
- for profiling of solid woods and wood materials

Design

- cutting edges parallel to cutter axis
- cutting material: HW HL Board 06 for hard woods and wood-based panels
- cutting material: HW HL Solid 60 for soft woods

Advantages

- cutterhead for mounting of several profile knives

Notes

- profile knife can be profiled according to customer specifications
- Clamping elements: ps-System, TRIBOS, draw-in collet chuck
- included in delivery: cutterhead body with clamping elements without profile knives and support plates

| Ø D  | L2   | Ø d  | L3   | L1   | Tmax | Z | nmax    | Drawing | Ident-No. [L] unprofiled | Ident-No. [R] unprofiled |
|------|------|------|------|------|------|---|---------|---------|--------------------------|--------------------------|
| 82   | 40   | 20   | 55   | 110  | 11   | 2 | 12000   | SP 19   |                          | 167479 s                 |
| 82   | 40   | 25   | 55   | 110  | 11   | 2 | 18000   | SP 19   | 167835 s                 | 167834                   |
| 82   | 40   | MK 2 | 55   | 127  | 11   | 2 | 18000   | SP 19   |                          | 167483 s                 |
| 86   | 60   | 25   | 55   | 130  | 13   | 2 | 10000   | SP 31   |                          | 176241                   |
| [mm] | [mm] | [mm] | [mm] | [mm] | [mm] |   | [min-1] | [Foil]  |                          |                          |

| Blanks         | B    | H    | LEUCODUR    | Drawing/Foil | Class-No. | PU    | Ident-No. |
|----------------|------|------|-------------|--------------|-----------|-------|-----------|
| SP blanks      | 40,6 | 28.2 | HL Board 06 | SP 19        | 152526    | 10    | 179112    |
| SP blanks      | 40,6 | 28.2 | HL Solid 60 | SP 19        | 152529    | 10    | 177367    |
| SP blanks      | 60,8 | 30.2 | HL Board 06 | SP 31        | 152526    | 10    | 179113    |
| SP blanks      | 60,8 | 30.2 | HL Solid 60 | SP 31        | 152529    | 10    | 177368    |
| support plates | 40   | 26.5 |             | SP 19        | 925402    | 2     | 178007    |
| support plates | 60   | 28.5 |             | SP 31        | 925402    | 2     | 178008    |
|                | [mm] | [mm] |             |              |           | [pc.] |           |

| Spare parts   | Dimension             | For Ident-No.          | Class-No. | PU    | Ident-No. |
|---------------|-----------------------|------------------------|-----------|-------|-----------|
| Pressure Bars | 36x12x8               | 167835                 | 925300    | 2     | 166736    |
| Pressure Bars | 36x12x8               | 167479, 167483, 167834 | 925300    | 2     | 166737    |
| Pressure Bars | 58x12x8               | 176241                 | 925300    | 2     | 166738    |
| Set Screws    | M8x16 DIN EN ISO 4028 | For all                | 995161    | 10    | 164422    |
| Screwdrivers  | SW4x100               | For all                | 985730    | 1     | 166091    |
|               | [mm]                  |                        |           | [pc.] |           |



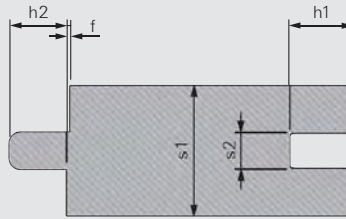
327300

## Tongue and Groove Tools HS

Product



Drawing

LEUCO  
DUR

High Speed Steel [HS]

MEC

Machine / Application

- | molders
- | double end tenoners
- | for tongue and groove board with or without space allowance in material (=open joint) or chamfer in soft and hard woods

Design

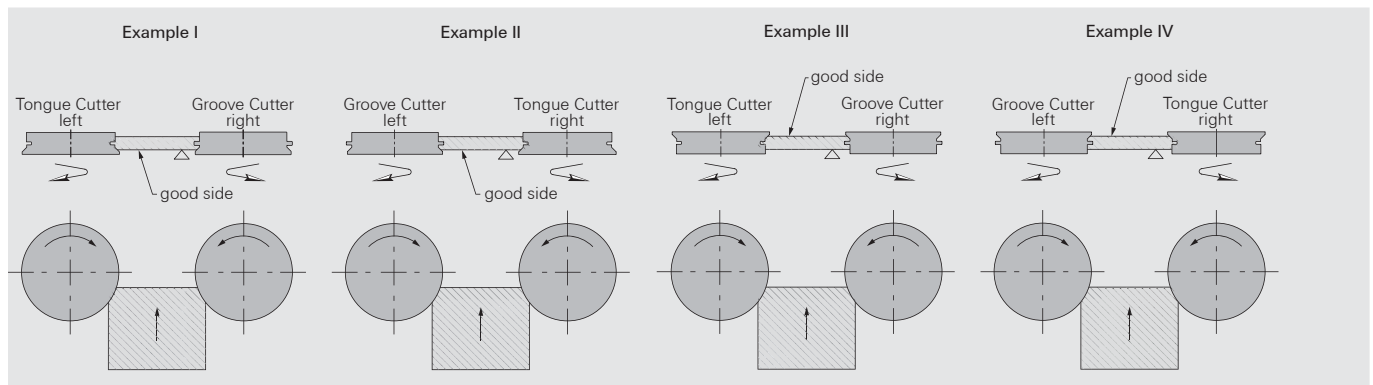
- | body made from steel
- | adjustable by means of spacers
- | highest precision thanks to plane parallelism of all parts
- | secured against rotation by means of 3 driving pins on minor diameter 75 mm

Advantages

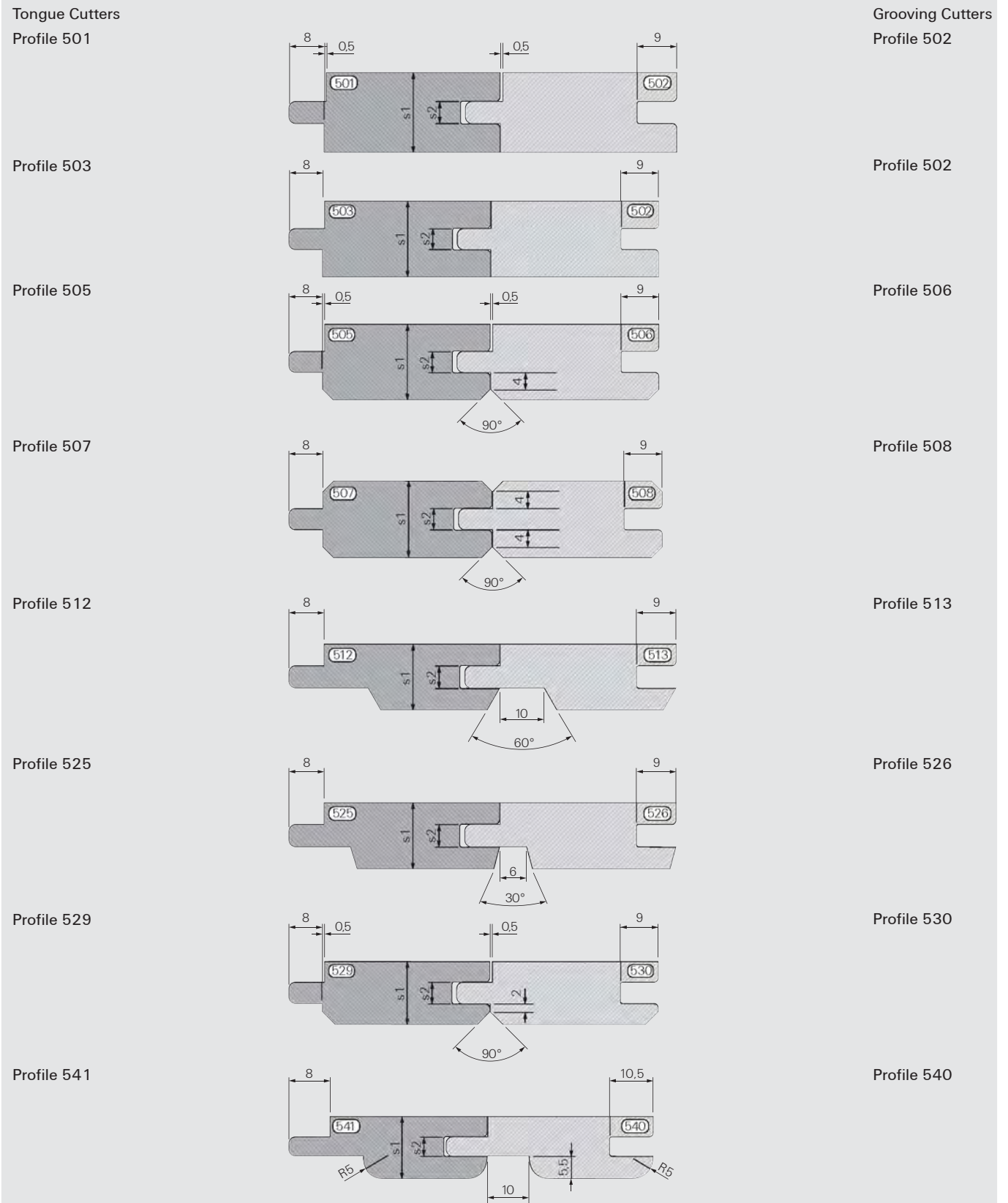
Notes

- | indicate sense of rotation, direction of feed and face side according to diagram I, II, III or IV when placing an order
- | without indications we will deliver according to diagram I
- | delivery with HW-tipping possible with surcharge

| Profile | Ø D  | B    | Ø d  | nmax    | s1    | s2      | f    | Z   | Ident-No.  |
|---------|------|------|------|---------|-------|---------|------|-----|------------|
| 501/502 | 180  | 35   | 40   | 8000    | 12-36 | 4,5-7,5 | 0,5  | 6   | 58532354 s |
| 505/506 | 180  | 35   | 40   | 8000    | 15-27 | 4,5-7,5 | 0,5  | 6   | 58532358 s |
| 512/513 | 180  | 35   | 40   | 8000    | 12-27 | 4,5-7,5 |      | 6+3 | 58532361 s |
| 503/502 | 180  | 35   | 40   | 8000    | 12-36 | 4,5-7,5 |      | 6   | 58532382 s |
| 529/530 | 180  | 35   | 40   | 8000    | 15-27 | 4,5-7,5 | 0,5  | 6   | 58532384 s |
| 507/508 | 180  | 35   | 40   | 8000    | 15-27 | 4,5-7,5 |      | 6   | 58532387 s |
| 525/526 | 180  | 35   | 40   | 8000    | 12-27 | 4,5-7,5 |      | 6+3 | 58532390 s |
| 541/540 | 180  | 35   | 40   | 8000    | 14-19 | 4,5-7,5 |      | 6+3 | 58532391 s |
|         | [mm] | [mm] | [mm] | [min-1] | [mm]  | [mm]    | [mm] |     |            |



## Diagram I



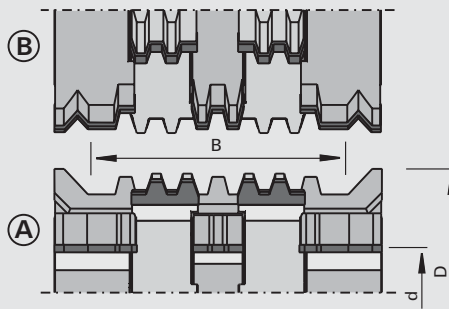
123600

## HW Counter Profile Cutter set

Product



Drawing

LEUCO  
DUR

Tungsten Carbide [HW]

MEC

Machine / Application

l molders  
l For manufacturing of longitudinal joints on block piles

Design

l Body made from steel  
l Symmetrical design  
l Double keyway for twist locking

Advantages

l Maximum possible precision thanks to plane parallelism of all parts

Notes

| Ø D  | B    | Ø d  | Z   | nmax    | Profile | Ident-No. |
|------|------|------|-----|---------|---------|-----------|
| 190  | 220  | 80   | 5x4 | 8000    | A       | 192657 s  |
| 190  | 220  | 80   | 5x4 | 8000    | B       | 192658 s  |
| [mm] | [mm] | [mm] |     | [min-1] |         |           |

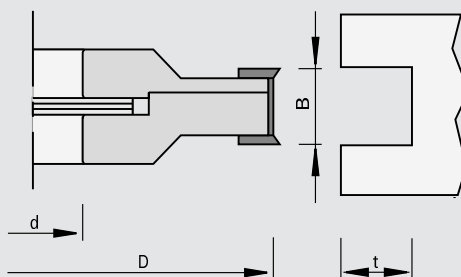
121455

## Grooving Cutterheads HW - adjustable 4-15 mm

Product



Drawing

LEUCO  
DUR

Tungsten Carbide [HW]

MAN

Machine / Application

l table shapers  
l molders  
l double end tenoners  
l for chip-free grooving in solid woods and in wood-based panels

Design

Advantages

Notes

l application against feed with and across the grain  
l cutting width 4 - 7.5 mm two-piece  
l cutting width 4 - 15 mm three-piece  
l cutting width adjustable with shims in 0.1 mm increments  
l single cutterheads and spacers secured against rotation with pins

| Ø D  | B       | Ø d  | Tmax | Z     | DKN  | nmin-nmax  | Ident-No. |
|------|---------|------|------|-------|------|------------|-----------|
| 130  | 4,0-7,5 | 30   | 25   | 4+4   |      | 6000-10000 | 166509    |
| 180  | 4,0-7,5 | 30   | 35   | 8+4   |      | 4500-7400  | 168081    |
| 180  | 4,0-7,5 | 35   | 35   | 8+4   | 10x4 | 4500-7400  | 168083 s  |
| 180  | 4,0-7,5 | 40   | 35   | 8+4   | 12x5 | 4500-7400  | 168085 s  |
| 180  | 4,0-7,5 | 50   | 30   | 8+4   |      | 4500-7400  | 168087 s  |
| 180  | 4,0-15  | 30   | 35   | 8+2+4 |      | 4500-7400  | 168080 s  |
| 180  | 4,0-15  | 35   | 35   | 8+2+4 | 10x4 | 4500-7400  | 168082 s  |
| 180  | 4,0-15  | 40   | 35   | 8+2+4 | 12x5 | 4500-7400  | 168084 s  |
| [mm] | [mm]    | [mm] | [mm] |       | [mm] | [min-1]    |           |

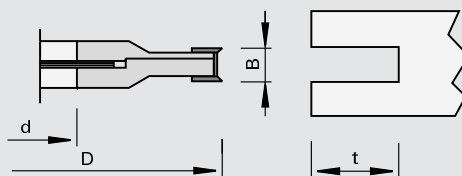
| Turnover Knives    | B    | H                  | S                        | For Ident-No.          | Class-No. | PU | Ident-No. |
|--------------------|------|--------------------|--------------------------|------------------------|-----------|----|-----------|
| Turnover Knives    | 7,5  | 12                 | 1.5                      | 168080, 168082, 168084 | 150515    | 10 | 052543    |
| Spurs              | 14   | 14                 | 1.2                      | For all                | 150558    | 10 | 163701    |
| Turnover Knives    | 18   | 18                 | 1.95                     | For all                | 150508    | 10 | 163699    |
|                    | [mm] | [mm]               | [mm]                     |                        |           |    | [pc.]     |
| Spare parts        |      |                    | Dimension                | For Ident-No.          | Class-No. | PU | Ident-No. |
| Pressure Bars      |      |                    | B=7,2                    | 168080, 168082, 168084 | 925300    | 2  | 168074    |
| Set Screws         |      |                    | M5x12 DIN EN<br>ISO 4028 | 168080, 168082, 168084 | 995161    | 10 | 050565    |
| Countersunk Screws |      |                    | M4x0,5x3,2 T9            | For all                | 995125    | 10 | 163925    |
| Spacer Sets        |      |                    | 50x3,5x30                | 166509                 | 955521    | 1  | 166367    |
| Spacer Sets        |      |                    | 65x3,5x30                | 168080, 168081         | 955521    | 1  | 168075    |
| Spacer Sets        |      |                    | 70x3,5x35                | 168082, 168083         | 955521    | 1  | 168076    |
| Spacer Sets        |      |                    | 70x3,5x40                | 168084, 168085         | 955521    | 1  | 168077    |
| Spacer Sets        |      |                    | 90x3,5x50                | 168087                 | 955521    | 1  | 168078    |
| Special Nuts       |      | for spurs          | M4x0,5x1,6               | For all                | 995290    | 10 | 163704    |
| Special Nuts       |      | for profile knives | M4x0,5x2,2               | For all                | 995290    | 10 | 163703    |
| Screwdrivers       |      |                    | SW2,5x100                | 168080, 168082, 168084 | 985730    | 1  | 168010    |
| Screwdrivers       |      |                    | T9                       | For all                | 985730    | 1  | 164344    |
|                    |      |                    | [mm]                     |                        |           |    |           |

121455

## Grooving Cutterheads HW - adjustable 8-24 mm

Product

Drawing



Tungsten Carbide [HW]

MAN

Machine / Application

Design

Advantages

Notes

| table shapers  
 | molders  
 | double end tenoners  
 | for chip-free grooving in solid woods and in wood-based panels

| application against feed with and across the grain  
 | cutting width 8 - 15 mm and 12,6 - 24 mm two-piece  
 | cutting width adjustable with shims in 0.1 mm increments  
 | single cutterheads and spacers secured against rotation with pins

| Ø D  | B       | Ø d  | Tmax | Z   | DKN  | nmin-nmax | Ident-No. |
|------|---------|------|------|-----|------|-----------|-----------|
| 180  | 8,0-15  | 30   | 35   | 4+4 |      | 4500-7400 | 178725    |
| 180  | 8,0-15  | 35   | 35   | 4+4 | 10x4 | 4500-7400 | 178726 &  |
| 180  | 8,0-15  | 40   | 35   | 4+4 | 12x5 | 4500-7400 | 178727 s  |
| 180  | 12,6-24 | 30   | 40   | 4+4 |      | 4500-7400 | 178729    |
| 180  | 12,6-24 | 35   | 40   | 4+4 | 10x4 | 4500-7400 | 178730 &  |
| 180  | 12,6-24 | 40   | 40   | 4+4 | 12x5 | 4500-7400 | 178731 s  |
| [mm] | [mm]    | [mm] | [mm] |     | [mm] | [min-1]   |           |

| Turnover Knives | B    | H    | S    | For Ident-No.          | Class-No. | PU    | Ident-No. |
|-----------------|------|------|------|------------------------|-----------|-------|-----------|
| Spurs           | 14   | 14   | 2.0  | For all                | 150558    | 10    | 003079    |
| Turnover Knives | 7,5  | 12   | 1.5  | 178725, 178726, 178727 | 150515    | 10    | 052543    |
| Turnover Knives | 12   | 12   | 1.5  | 178729, 178730, 178731 | 150515    | 10    | 003080    |
|                 | [mm] | [mm] | [mm] |                        |           | [pc.] |           |

| Spare parts        | Dimension             | For Ident-No.          | Class-No. | PU    | Ident-No. |
|--------------------|-----------------------|------------------------|-----------|-------|-----------|
| Pressure Bars      | B=10                  | 178729, 178730, 178731 | 925300    | 2     | 164526    |
| Pressure Bars      | B=7,2                 | 178725, 178726, 178727 | 925300    | 2     | 168074    |
| Countersunk Screws | M5x6 T20              | For all                | 995125    | 10    | 176199    |
| Set Screws         | M5x12 DIN EN ISO 4028 | 178725, 178726, 178727 | 995161    | 10    | 050565    |
| Set Screws         | M6x12 DIN EN ISO 4028 | 178729, 178730, 178731 | 995161    | 10    | 180214    |
| Spacer Sets        | 65x11,5x30            | 178729                 | 955521    | 1     | 167278    |
| Spacer Sets        | 70x11,5x35            | 178730                 | 955521    | 1     | 167279    |
| Spacer Sets        | 70x11,5x40            | 178731                 | 955521    | 1     | 167280    |
| Spacer Sets        | 65x7x30               | 178725                 | 955521    | 1     | 167282    |
| Spacer Sets        | 70x7x35               | 178726                 | 955521    | 1     | 167283    |
| Spacer Sets        | 70x7x40               | 178727                 | 955521    | 1     | 167284    |
| Screwdrivers       | SW3x100               | 178729, 178730, 178731 | 985730    | 1     | 166090    |
| Screwdrivers       | SW2,5x100             | 178725, 178726, 178727 | 985730    | 1     | 168010    |
| Screwdrivers       | T20x100               | For all                | 985730    | 1     | 166092    |
| Adjusting Gauges   | 0,3                   | For all                | 985200    | 1     | 055883    |
|                    | [mm]                  |                        |           | [pc.] |           |

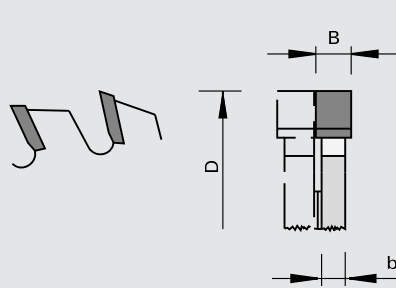
109015

## Grooving Cutters HW - MAN

Product



Drawing



Tungsten Carbide [HW]

MAN

Machine / Application

table shapers  
for chip-free grooving in solid woods and in wood-based panels

Design

Advantages

Notes


- | application against feed with the grain (solid wood)
- | application with feed only with MEC (wood-based panels)
- | for Z = 12 and Z = 18 other groove widths are possible when tools are assembled as a set
- | groove width calculation for tool sets: sum of all "b" + HW overlap left and right + shim thickness

| Ø D  | B    | b    | Ø d  | Z  | nmin-nmax  | Ident-No. |
|------|------|------|------|----|------------|-----------|
| 125  | 1,5  | 0.8  | 30   | 12 | 6100-10500 | 188359    |
| 125  | 1,8  | 1.0  | 30   | 12 | 6100-10500 | 188360    |
| 125  | 2,0  | 1.2  | 30   | 12 | 6100-10500 | 188361    |
| 125  | 2,2  | 1.2  | 30   | 12 | 6100-10500 | 188362    |
| 125  | 2,5  | 1.4  | 30   | 12 | 6100-10500 | 188363    |
| 125  | 3,0  | 2.0  | 30   | 12 | 6100-10500 | 188364    |
| 125  | 3,5  | 2.5  | 30   | 12 | 6100-10500 | 188365    |
| 125  | 4,0  | 2.5  | 30   | 12 | 6100-10500 | 188366    |
| 125  | 4,5  | 3.0  | 30   | 12 | 6100-10500 | 188367    |
| 125  | 5,0  | 4.0  | 30   | 12 | 6100-10500 | 188368    |
| 125  | 6,0  | 4.0  | 30   | 12 | 6100-10500 | 188369    |
| 125  | 7,0  | 5.0  | 30   | 12 | 6100-10500 | 188370    |
| 125  | 8,0  | 5.0  | 30   | 12 | 6100-10500 | 188371    |
| 125  | 10   | 6.0  | 30   | 12 | 6100-10500 | 188372    |
| 150  | 1,5  | 0.8  | 30   | 12 | 5200-8800  | 188373    |
| 150  | 2,0  | 1.2  | 30   | 12 | 5200-8800  | 188375    |
| 150  | 2,2  | 1.2  | 30   | 12 | 5200-8800  | 188376    |
| 150  | 2,5  | 1.5  | 30   | 12 | 5200-8800  | 188377    |
| 150  | 3,0  | 2.0  | 30   | 12 | 5200-8800  | 188378    |
| 150  | 3,5  | 2.5  | 30   | 12 | 5200-8800  | 188379    |
| 150  | 4,0  | 3.0  | 30   | 12 | 5200-8800  | 188380    |
| 150  | 4,5  | 3.5  | 30   | 12 | 5200-8800  | 188381    |
| 150  | 5,0  | 4.0  | 30   | 12 | 5200-8800  | 188382    |
| 150  | 6,0  | 4.0  | 30   | 12 | 5200-8800  | 188383    |
| 150  | 7,0  | 5.0  | 30   | 12 | 5200-8800  | 188384    |
| 150  | 8,0  | 5.0  | 30   | 12 | 5200-8800  | 188385    |
| 150  | 9,0  | 6.0  | 30   | 12 | 5200-8800  | 188386    |
| 150  | 10   | 6.0  | 30   | 12 | 5200-8800  | 188387    |
| [mm] | [mm] | [mm] | [mm] |    | [min-1]    |           |

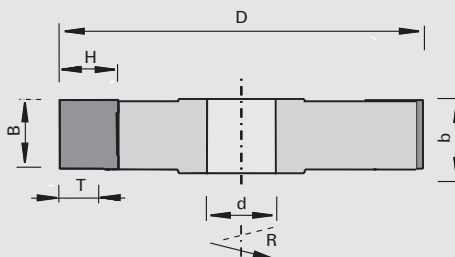
120604/120606

## UltraProfiler plus - Cutterheads HW (straight) - MAN

Product



Drawing


**LEUCO**  
*ultraprofiler plus*

Tungsten Carbide [HW]

MAN

## Machine / Application

- | machining centers
- | double end tenoners
- | molders
- | table shapers
- | for profiling of solid woods and wood-based panels

## Design

- | cutterhead body made from extremely tight aluminum alloy
- | with shear angle
- | cutting material: HW HL Board 06 for solid woods and wood-based panels

## Advantages

- | large profile depths possible
- | cutterhead body and knives will be profiled according to customer specifications
- | cutting speed up to 80 m/s
- | concentric accuracy 0,03 mm

## Notes

- | knives available in Topline design (polished face, ultra-fine ground clearance surface)
- | with a larger shear angle, the number of teeth may be lower
- | sense of rotation according to DIN-EN 50144

| Ø D  | B     | H    | Ø d  | Ø dmax | T    | Z   | nmin-nmax  |
|------|-------|------|------|--------|------|-----|------------|
| 115  | 15    | 30   | 30   | 30     | 15   | 2-3 | 6500-13300 |
| 125  | 15-60 | 40   | 30   | 30     | 26   | 2-4 | 6500-12300 |
| 150  | 15-60 | 40   | 30   | 50     | 26   | 2-6 | 5500-10200 |
| 180  | 15-60 | 40   | 30   | 50     | 26   | 2-6 | 5000-8500  |
| [mm] | [mm]  | [mm] | [mm] | [mm]   | [mm] |     | [min-1]    |

| Blanks | B    | H    | S    | LEUCODUR    | Class-No. | PU | Ident-No. |
|--------|------|------|------|-------------|-----------|----|-----------|
|        | 15   | 30.4 | 2.0  | HL Board 06 | 152516    | 10 | 183056    |
|        | 20   | 40.4 | 2.0  | HL Board 06 | 152516    | 10 | 183057    |
|        | 25   | 40.4 | 2.0  | HL Board 06 | 152516    | 10 | 183058    |
|        | 32   | 40.4 | 2.0  | HL Board 06 | 152516    | 10 | 182419    |
|        | 40   | 40.4 | 2.0  | HL Board 06 | 152516    | 10 | 182420    |
|        | 50   | 40.4 | 2.0  | HL Board 06 | 152516    | 10 | 182421    |
|        | 60   | 40.4 | 2.0  | HL Board 06 | 152516    | 10 | 182422    |
|        | [mm] | [mm] | [mm] |             |           |    | [pc.]     |

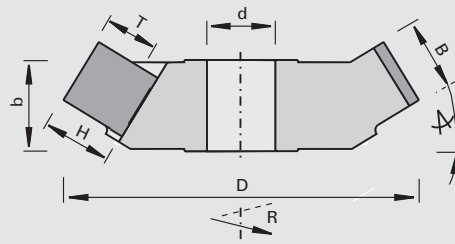
| Blanks | B    | H    | S    | LEUCODUR            | Class-No. | PU | Ident-No. [L] | Ident-No. [R] |
|--------|------|------|------|---------------------|-----------|----|---------------|---------------|
|        | 15   | 30.4 | 2.0  | HL Board 06 topline | 152716    | 10 | 183680 o      | 183680 o      |
|        | 20   | 40.4 | 2.0  | HL Board 06 topline | 152716    | 10 | 183681 o      | 183681 o      |
|        | 25   | 40.4 | 2.0  | HL Board 06 topline | 152716    | 10 | 183682 o      | 183682 o      |
|        | 32   | 40.4 | 2.0  | HL Board 06 topline | 152716    | 10 | 182563 o      | 182562 o      |
|        | 40   | 40.4 | 2.0  | HL Board 06 topline | 152716    | 10 | 182565 o      | 182564 o      |
|        | 50   | 40.4 | 2.0  | HL Board 06 topline | 152716    | 10 | 182567        | 182566        |
|        | 60   | 40.4 | 2.0  | HL Board 06 topline | 152716    | 10 | 182569 o      | 182568 o      |
|        | [mm] | [mm] | [mm] |                     |           |    | [pc.]         |               |

120614/120616

## UltraProfilier plus - Cutterheads HW (cranked) - MAN

Product

Drawing



**LEUCO**  
ultra-profilier plus

Tungsten Carbide [HW]

MAN

Machine / Application

- | machining centers
- | double end tenoners
- | molders
- | table shapers
- | for profiling of solid woods and wood-based panels

Design

- | cutterhead body made from extremely tight aluminum alloy with shear angle
- | cutting material: HW HL Board 06 for solid woods and wood-based panels

Advantages

- | large profile depths possible
- | cutterhead body and knives will be profiled according to customer specifications
- | cutting speed up to 80 m/s
- | concentric accuracy 0,03 mm

Notes

- | knives available in Topline design (polished face, ultra-fine ground clearance surface)
- | with a larger shear angle, the number of teeth may be lower
- | sense of rotation according to DIN-EN 50144

| Ø D  | B     | H    | Ø d  | Ø dmax | T    | Z   | nmin-nmax  |
|------|-------|------|------|--------|------|-----|------------|
| 150  | 32-40 | 40   | 30   | 30     | 26   | 2-6 | 5100-10200 |
| 165  | 32-50 | 40   | 30   | 30     | 26   | 2-6 | 5100-9200  |
| 180  | 40-60 | 40   | 30   | 50     | 26   | 2-6 | 5000-8500  |
| 195  | 40-60 | 40   | 30   | 50     | 26   | 2-8 | 4800-7800  |
| [mm] | [mm]  | [mm] | [mm] | [mm]   | [mm] |     | [min-1]    |

| Blanks | B    | H    | S    | LEUCODUR    | Class-No. | PU    | Ident-No. |
|--------|------|------|------|-------------|-----------|-------|-----------|
|        | 15   | 30.4 | 2.0  | HL Board 06 | 152516    | 10    | 183056    |
|        | 20   | 40.4 | 2.0  | HL Board 06 | 152516    | 10    | 183057    |
|        | 25   | 40.4 | 2.0  | HL Board 06 | 152516    | 10    | 183058    |
|        | 32   | 40.4 | 2.0  | HL Board 06 | 152516    | 10    | 182419    |
|        | 40   | 40.4 | 2.0  | HL Board 06 | 152516    | 10    | 182420    |
|        | 50   | 40.4 | 2.0  | HL Board 06 | 152516    | 10    | 182421    |
|        | 60   | 40.4 | 2.0  | HL Board 06 | 152516    | 10    | 182422    |
|        | [mm] | [mm] | [mm] |             |           | [pc.] |           |


| Blanks | B    | H    | S    | LEUCODUR            | Class-No. | PU    | Ident-No. [L] | Ident-No. [R] |
|--------|------|------|------|---------------------|-----------|-------|---------------|---------------|
|        | 15   | 30.4 | 2.0  | HL Board 06 topline | 152716    | 10    | 183680 o      | 183680 o      |
|        | 20   | 40.4 | 2.0  | HL Board 06 topline | 152716    | 10    | 183681 o      | 183681 o      |
|        | 25   | 40.4 | 2.0  | HL Board 06 topline | 152716    | 10    | 183682 o      | 183682 o      |
|        | 32   | 40.4 | 2.0  | HL Board 06 topline | 152716    | 10    | 182563 o      | 182562 o      |
|        | 40   | 40.4 | 2.0  | HL Board 06 topline | 152716    | 10    | 182565 o      | 182564 o      |
|        | 50   | 40.4 | 2.0  | HL Board 06 topline | 152716    | 10    | 182567        | 182566        |
|        | 60   | 40.4 | 2.0  | HL Board 06 topline | 152716    | 10    | 182569 o      | 182568 o      |
|        | [mm] | [mm] | [mm] |                     |           | [pc.] |               |               |



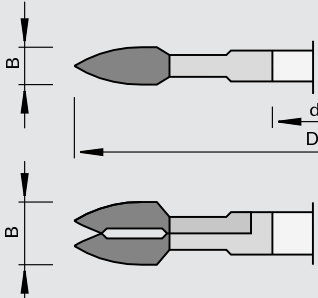
122415

## Cutters HW for removing resin pockets

Product



Drawing

LEUCO  
DUR

Tungsten Carbide [HW]

MAN

Machine / Application

l Mini-Spot machines  
l for cutting out defects in solid woods

Design

l with alternating shear angle

Advantages

Notes

l for patch sizes 1-4

| Ø D  | B    | Ø d  | Z | NL       | nmax    | Ident-No.  |
|------|------|------|---|----------|---------|------------|
| 100  | 8,0  | 22   | 4 | 4/4,3/36 | 12000   | 180469     |
| 100  | 15   | 22   | 4 |          | 12000   | 70176420 o |
| [mm] | [mm] | [mm] |   |          | [min-1] |            |

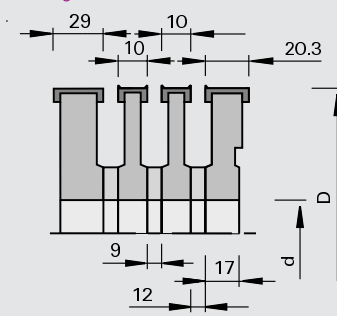
120450

## Groove Bed Cutterheads HW

Product



Drawing

LEUCO  
DUR

Tungsten Carbide [HW]

MEC

Machine / Application

l molders with groove bed section Weinig  
l for cutting of guide grooves in solid woods

Design

l n max = 10,700 min-1  
l single tools with spur  
l Ident-No. 180536, 186498 without spur

Advantages

Notes

l application with the grain  
l attention: replacement parts for old cutterhead sets:  
cutterhead width = 9 mm can be replaced with new cutterhead width = 10 mm when spacer width = 10 mm is replaced with spacer width = 9 mm cutterhead width = 10.5 mm can be replaced with cutterhead width = 10 mm

| Ø D  | B    | Ø d  | Z   | Ident-No. |
|------|------|------|-----|-----------|
| 140  | 10   | 40   | 2+2 | 176066    |
| 140  | 20,3 | 40   | 2+2 | 176067    |
| 140  | 29   | 40   | 2   | 180536 s  |
| 140  | 39,5 | 40   | 2   | 186498 s  |
| 140  | 10   | 50   | 2+2 | 176069    |
| 140  | 20,3 | 50   | 2+2 | 176070    |
| [mm] | [mm] | [mm] |     |           |

| Spare parts        | Ø D                   | B   | Ø d  | Class-No. | PU        | Ident-No. |           |
|--------------------|-----------------------|---|------|-----------|-----------|-----------|-----------|
| Spacers            | 70                    | 9   | 40   | 955520    | 1         | 177308    |           |
| Spacers            | 70                    | 12  | 40   | 955520    | 1         | 162706    |           |
| Spacers            | 70                    | 9   | 50   | 955520    | 1         | 177309 s  |           |
| Spacers            | 70                    | 10  | 50   | 955520    | 1         | 163886    |           |
| Spacers            | 70                    | 12  | 50   | 955520    | 1         | 163887 s  |           |
|                    | [mm]                  | [mm]                                      | [mm] |           |           |           |           |
| Turnover Knives    |                       | B   | H    | S         | Class-No. | PU        | Ident-No. |
| Spurs              |                       | 14  | 14   | 2.0       | 150558    | 10        | 003079    |
| Turnover Knives    |                       | 9,6                                       | 12   | 1.5       | 150515    | 10        | 171163    |
| Turnover Knives    |                       | 20  | 12   | 1.5       | 150516    | 10        | 178287    |
| Turnover Knives    |                       | 29,5                                      | 12   | 1.5       | 150515    | 10        | 180825    |
| Turnover Knives    |                       | 39,5                                      | 12   | 1.5       | 150515    | 10        | 171149    |
|                    |                       | [mm]                                      | [mm] | [mm]      |           | [pc.]     |           |
| Spare parts        | Dimension             | For Ident-No.                             |      | Class-No. | PU        | Ident-No. |           |
| Pressure Bars      | B=7,2                 | 176066, 176069                            |      | 925300    | 2         | 168074    |           |
| Set Screws         | M5x12 DIN EN ISO 4028 | 176066, 176069                            |      | 995161    | 10        | 050565    |           |
| Countersunk Screws | M5x6 T20              | 176066, 176069                            |      | 995125    | 10        | 176199    |           |
| Adjusting Gauges   | 0,7                   | 176066, 176069                            |      | 985200    | 1         | 056096    |           |
| Pressure Bars      | B=17                  | 176067, 176070                            |      | 925300    | 2         | 167971    |           |
| Set Screws         | M8x16 DIN EN ISO 4028 | 176067, 176070, 180536                    |      | 995161    | 10        | 164422    |           |
| Countersunk Screws | M5x10,8 T15           | 176067, 176070                            |      | 995125    | 10        | 180840    |           |
| Adjusting Gauges   | 1,0                   | 176067, 176070, 180536, 186498            |      | 985200    | 1         | 011103    |           |
| Pressure Bars      | B=30                  | 180536                                    |      | 925300    | 2         | 164185    |           |
| Pressure Bars      | B=38                  | 186498                                    |      | 925300    | 2         | 50775234  |           |
| Set Screws         | M6x12 T15             | 186498                                    |      | 995195    | 10        | 50930404  |           |
| Screwdrivers       | SW2,5x100             | 176066, 176069                            |      | 985730    | 1         | 168010    |           |
| Screwdrivers       | SW4x100               | 176067, 176070, 180536                    |      | 985730    | 1         | 166091    |           |
| Screwdrivers       | T15x100               | 176067, 176070                            |      | 985730    | 1         | 180470    |           |
| Screwdrivers       | T15x140               | 186498                                    |      | 985730    | 1         | 179145    |           |
| Screwdrivers       | T20x100               | 176066, 176067, 176069,<br>176070, 180536 |      | 985730    | 1         | 166092    |           |
|                    | [mm]                  |   |      |           |           | [pc.]     |           |

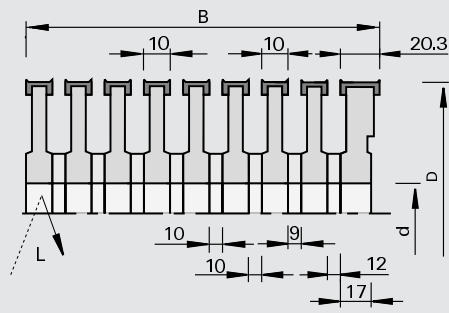
121450

## Groove Bed Cutterhead Sets HW

Product



Drawing

LEUCO  
DUR

Tungsten Carbide [HW]

MEC

## Machine / Application

l molders with groove bed section Weinig  
l for cutting of guide grooves in solid woods

## Design

l n max = 10,000 min<sup>-1</sup>

## Advantages

## Notes

l application with the grain  
l complete tool sets for specific wood widths "B"

| Ø D  | B    | Ø d  | Z   | Ident-No. |
|------|------|------|-----|-----------|
| 140  | 80   | 35   | 2+2 | 176071 &  |
| 140  | 100  | 35   | 2+2 | 176072 &  |
| 140  | 120  | 35   | 2+2 | 176073 &  |
| 140  | 140  | 35   | 2+2 | 176074 &  |
| 140  | 170  | 35   | 2+2 | 176075 &  |
| 140  | 80   | 40   | 2+2 | 176076 &  |
| 140  | 100  | 40   | 2+2 | 176077 &  |
| 140  | 120  | 40   | 2+2 | 176078 &  |
| 140  | 140  | 40   | 2+2 | 176079 &  |
| 140  | 170  | 40   | 2+2 | 176080 &  |
| 140  | 80   | 50   | 2+2 | 176081 &  |
| 140  | 100  | 50   | 2+2 | 176082 &  |
| 140  | 120  | 50   | 2+2 | 176083 &  |
| 140  | 140  | 50   | 2+2 | 176084 &  |
| 140  | 170  | 50   | 2+2 | 176085 &  |
| [mm] | [mm] | [mm] |     |           |

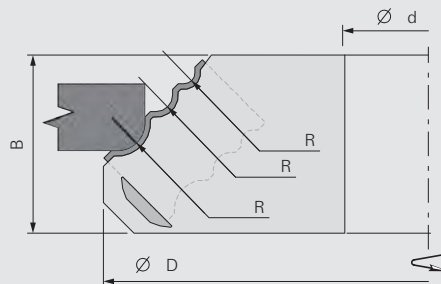
120325

# Round Star Cutterheads HW

Product



Drawing



Tungsten Carbide [HW]

MAN

Machine / Application

l spindle moulder  
l for profiling of solid woods and wood-based panels

Design

l cutting edges parallel to cutter axis  
l cutting material: HW HL Solid 20  
l high-tensile aluminum body  
l chip limiter design

Advantages

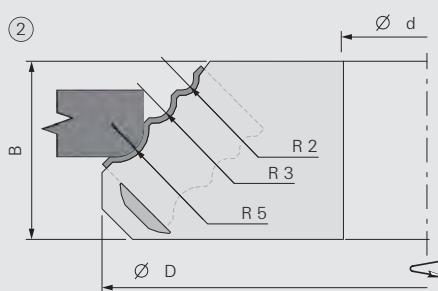
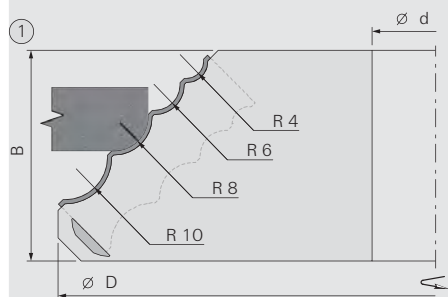
Notes

l application against feed

| R           | Ø D  | B    | Ø d  | Z | Type | nmin-nmax | Ident-No.  |
|-------------|------|------|------|---|------|-----------|------------|
| 2, 3, 5     | 140  | 32   | 30   | 2 | 2    | 5400-6400 | 50661673 s |
| 4, 6, 8, 10 | 180  | 50   | 30   | 2 | 1    | 4600-7800 | 50661672 s |
| [mm]        | [mm] | [mm] | [mm] |   |      | [min-1]   |            |


| Turnover Knives     | Type | R        | B    | H    | S    | Class-No. | PU    | Ident-No. |
|---------------------|------|----------|------|------|------|-----------|-------|-----------|
| Profile Knives KB19 | 2    | 2, 3, 5  | 25   | 16   | 2.0  | 151547    | 2     | 50820002  |
| Profile Knives KB20 | 1    | 4,6,8,10 | 50   | 16   | 2.0  | 151547    | 2     | 50820001  |
|                     |      | [mm]     | [mm] | [mm] | [mm] |           | [pc.] |           |

| Spare parts         | Dimension  | Class-No. | PU    | Ident-No.  |
|---------------------|------------|-----------|-------|------------|
| Pressure Bars       | 23x11x6    | 925300    | 2     | 50591382 s |
| Pressure Bars       | 48x11x6    | 925300    | 2     | 180346     |
| Clamping Pieces     | 12x8,5/M8L | 925100    | 2     | 180357     |
| Clamping Set Screws | M8x26 SW4  | 995161    | 10    | 180340     |
| Screwdrivers        | SW4x100    | 985730    | 1     | 166091     |
|                     | [mm]       |           | [pc.] |            |

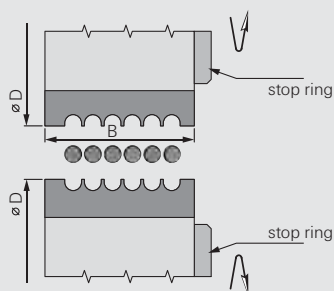


## Multi Dowel Cutterheads HS

## Product



## Drawing



High Speed Steel [HS]

MEC

## Machine / Application

| multi spindle milling machines  
 | for the production of smooth round bars of 2 to 16 mm and of corrugated dowels of 6.1 to 16.1 mm in solid woods

## Design

| body made from steel  
 | 2 or 4 knife holders

## Advantages

| quick knife change  
 | self-centering knife seat

## Notes

| guide-plate for axial adjustment of knives  
 | further profiles on request

| $\varnothing D$ | B    | $\varnothing d$ | $\varnothing d_{max}$ | Z | n <sub>max</sub> | Ident-No.  |
|-----------------|------|-----------------|-----------------------|---|------------------|------------|
| 102             | 50   | 35              | 40                    | 2 | 6000             | 50389261 s |
| 102             | 75   | 35              | 40                    | 2 | 6000             | 50389262 s |
| 102             | 100  | 35              | 40                    | 2 | 6000             | 50389263 s |
| 102             | 50   | 40              | 40                    | 2 | 6000             | 50389264 s |
| 102             | 75   | 40              | 40                    | 2 | 6000             | 50389265 s |
| 102             | 100  | 40              | 40                    | 2 | 6000             | 50389266 s |
| 102             | 125  | 40              | 40                    | 2 | 6000             | 50389267 s |
| 102             | 150  | 40              | 40                    | 2 | 6000             | 50389268 s |
| 102             | 50   | 35              | 40                    | 4 | 6000             | 50389269 s |
| 102             | 75   | 35              | 40                    | 4 | 6000             | 50389270 s |
| 102             | 100  | 35              | 40                    | 4 | 6000             | 50389271 s |
| 102             | 50   | 40              | 40                    | 4 | 6000             | 50389272 s |
| 102             | 75   | 40              | 40                    | 4 | 6000             | 50389273 s |
| 102             | 100  | 40              | 40                    | 4 | 6000             | 50389274 s |
| 102             | 125  | 40              | 40                    | 4 | 6000             | 50389275 s |
| 102             | 150  | 40              | 40                    | 4 | 6000             | 50389276 s |
| [mm]            | [mm] | [mm]            | [mm]                  |   | [min-1]          |            |

## Spare parts

## Dimension

## Class-No.

## PU

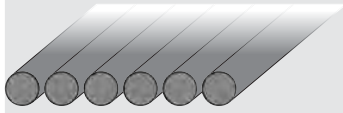
## Ident-No.

|                     |               |        |    |            |
|---------------------|---------------|--------|----|------------|
| Head Cap Screws     | M8x30         | 995111 | 10 | 180005     |
| Washers             | B=8,4 DIN 125 | 995410 | 10 | 50945505 s |
| Cranked Wrench Keys | SW6x100       | 985730 | 1  | 180383 o   |
|                     | [mm]          |        |    | [pc.]      |

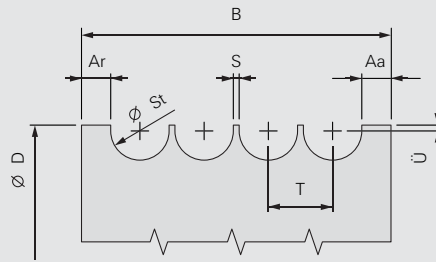
332990

### Knives HS - smooth round bars

Product



Drawing



High Speed Steel [HS]

Machine / Application

Design

Advantages

Notes

- | small quantities: surcharge of 50%
- | intermediate dimensions: surcharge of 25% on the next lower dimension
- | indicate machine type when placing an order
- | price per piece when ordering 8 identical knives

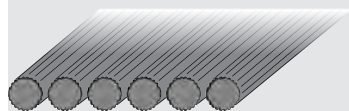
Knives

| St= bar Ø    | 2            | 3      | 4      | 5      | 6      | 7      | 8      | 9      | 10     | 11     | 12     | 13     | 14     | 15     | 16     |
|--------------|--------------|--------|--------|--------|--------|--------|--------|--------|--------|--------|--------|--------|--------|--------|--------|
| S = bridge   | 1            | 1      | 1      | 1      | 1      | 1      | 1      | 1      | 1      | 1,5    | 1,5    | 1,5    | 1,5    | 1,5    | 1,5    |
| T= pitch     | 3            | 4      | 5      | 6      | 7      | 8      | 9      | 10     | 11     | 12,5   | 13,5   | 14,5   | 15,5   | 16,5   | 17,5   |
| D= diameter  | 127          | 127    | 127    | 127    | 127    | 127    | 135    | 135    | 135    | 135    | 135    | 135    | 135    | 135    | 135    |
| <b>B=50</b>  |              |        |        |        |        |        |        |        |        |        |        |        |        |        |        |
| No. of bars  | 12           | 9      | 8      | 7      | 6      | 5      | 4      | 4      | 3      | 3      | 3      | 3      | 2      | 2      | 2      |
| Ident-No.    | 50... 389200 | 389201 | 389202 | 389203 | 389204 | 389205 | 389206 | 389207 | 389208 | 389209 | 389210 | 389211 | 389212 | 389213 | 389214 |
| <b>B=75</b>  |              |        |        |        |        |        |        |        |        |        |        |        |        |        |        |
| No. of bars  |              | 16     | 13     | 11     | 9      | 8      | 7      | 6      | 6      | 5      | 5      | 4      | 4      | 4      | 4      |
| Ident-No.    | 50...        | 389215 | 389216 | 389217 | 389218 | 389219 | 389220 | 389221 | 389222 | 389223 | 389224 | 389225 | 389226 | 389227 | 389228 |
| <b>B=100</b> |              |        |        |        |        |        |        |        |        |        |        |        |        |        |        |
| No. of bars  |              |        | 18     | 15     | 13     | 11     | 10     | 9      | 8      | 7      | 6      | 6      | 6      | 5      | 5      |
| Ident-No.    | 50...        |        | 389229 | 389230 | 389231 | 389232 | 389233 | 389234 | 389235 | 389236 | 389237 | 389238 | 389239 | 389240 | 389241 |
| <b>B=125</b> |              |        |        |        |        |        |        |        |        |        |        |        |        |        |        |
| No. of bars  |              |        |        | 16     | 14     | 13     | 11     | 10     | 9      | 8      | 8      | 7      | 7      | 7      |        |
| Ident-No.    | 50...        |        |        | 389242 | 389243 | 389244 | 389245 | 389246 | 389247 | 389248 | 389249 | 389250 | 389251 | 389252 |        |
| <b>B=150</b> |              |        |        |        |        |        |        |        |        |        |        |        |        |        |        |
| No. of bars  |              |        |        |        |        |        | 14     | 13     | 11     | 10     | 9      | 9      | 8      | 8      |        |
| Ident-No.    | 50...        |        |        |        |        |        | 389253 | 389254 | 389255 | 389256 | 389257 | 389258 | 389259 | 389260 |        |

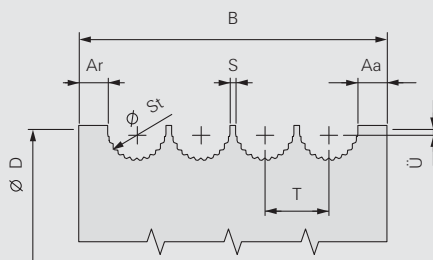
332990

# Knives HS - ripple bars

Product



Drawing



High Speed Steel [HS]

Machine / Application

Design

Advantages

Notes

- | small quantities: surcharge of 50%
- | intermediate dimensions: surcharge of 25% on the next lower dimension
- | indicate machine type when placing an order
- | price per piece when ordering 8 identical knives

## Knives

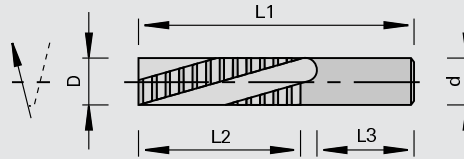
| St= bar Ø                | 6,1    | 7,1    | 8,1    | 10,1   | 11,1   | 12,1   | 13,1   | 14,1   | 15,1   | 16,1   |
|--------------------------|--------|--------|--------|--------|--------|--------|--------|--------|--------|--------|
| No. of serrations        | 16     | 16     | 20     | 22     | 22     | 22     | 22     | 22     | 22     | 22     |
| S = bridge               | 1      | 1      | 1      | 1      | 1,5    | 1,5    | 1,5    | 1,5    | 1,5    | 1,5    |
| T= pitch                 | 7,1    | 8,1    | 9,1    | 11,1   | 12,6   | 13,6   | 14,6   | 15,6   | 16,6   | 17,6   |
| D= diameter              | 127    | 127    | 135    | 135    | 135    | 135    | 135    | 135    | 135    | 135    |
| <b>B=50</b> No. of bars  | 6      | 5      | 4      | 3      | 3      | 3      | 3      | 2      | 2      | 2      |
| Ident-No. 50...          | 389300 | 389301 | 389302 | 389303 | 389304 | 389305 | 389306 | 389307 | 389308 | 389309 |
| <b>B=75</b> No. of bars  | 9      | 8      | 7      | 6      | 5      | 5      | 4      | 4      | 4      | 3      |
| Ident-No. 50...          | 389310 | 389311 | 389312 | 389313 | 389314 | 389315 | 389316 | 389317 | 389318 | 389319 |
| <b>B=100</b> No. of bars | 12     | 11     | 10     | 8      | 7      | 6      | 6      | 5      | 5      | 5      |
| Ident-No. 50...          | 389320 | 389321 | 389322 | 389323 | 389324 | 389325 | 389326 | 389327 | 389328 | 389329 |
| <b>B=125</b> No. of bars | 16     | 14     | 13     | 10     | 9      | 8      | 8      | 7      | 7      | 6      |
| Ident-No. 50...          | 389330 | 389331 | 389332 | 389333 | 389334 | 389335 | 389336 | 389337 | 389338 | 389339 |
| <b>B=150</b> No. of bars |        |        |        | 12     | 11     | 10     | 9      | 9      | 8      | 8      |
| Ident-No. 50...          |        |        |        | 389340 | 389341 | 389342 | 389343 | 389344 | 389345 | 389346 |

129460

## Roughing Cutters VHW - ecoline

Product

Drawing



Solid Tungsten Carbide

MEC

**Machine / Application**

- | CNC routers
- | for rough-cutting in solid woods, plywood and uncoated panels
- | for cutting of cut-outs and contours
- | traveling plunge cut using Z and X or Y axis

**Design**

- | positive spiral for tightly clamped workpieces face side down
- | n max = 30,000 min-1

**Advantages**

- | high hogging volume
- | optimum upward chip evacuation thanks to positive spiral
- | well-priced version

**Notes**

- | ecoline design = reduced number of traces and less resharping possibilities
- | slightly rough cutting surface due to fine cut division
- | clamping elements: ps-System with reducing sleeves Class-No. 933280, TRIBOS, draw-in collet chuck

| Ø D  | L2   | Ø d  | L3   | L1   | Z | Helical direction | Ident-No. |
|------|------|------|------|------|---|-------------------|-----------|
| 8.0  | 32   | 8,0  | 35   | 75   | 3 | positive          | 183950    |
| 10   | 32   | 10   | 30   | 75   | 3 | positive          | 183951    |
| 12   | 42   | 12   | 40   | 90   | 3 | positive          | 183952    |
| 16   | 35   | 16   | 38   | 90   | 3 | positive          | 183953    |
| 16   | 55   | 16   | 36   | 110  | 3 | positive          | 183954    |
| [mm] | [mm] | [mm] | [mm] | [mm] |   |                   |           |

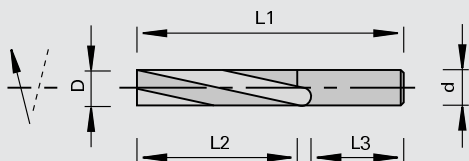


129460

## Finishing Cutters VHW - ecoline

Product

Drawing

LEUCO  
DUR

Solid Tungsten Carbide

MEC

## Machine / Application

- | CNC routers
- | for finish-cutting in solid woods, plywood and uncoated panels
- | for cutting of cut-outs and contours
- | traveling plunge cut using Z and X or Y axis

## Design

- | positive spiral for tightly clamped workpieces face side down
- | negative spiral for smaller workpieces hard to clamp with face side up
- |  $n_{max} = 30,000 \text{ min}^{-1}$


## Advantages

- | high hogging volume
- | optimum upward chip evacuation thanks to positive spiral
- | optimum downward chip evacuation thanks to negative spiral
- | well-priced version

## Notes

- | ecoline design = reduced number of traces and less resharpening possibilities
- | clamping elements: ps-System with reducing sleeves Class-No. 933280, TRIBOS, draw-in collet chuck

| $\emptyset D$ | L2   | $\emptyset d$ | L3   | L1   | Z | Helical direction | Ident-No. |
|---------------|------|---------------|------|------|---|-------------------|-----------|
| 3.0           | 15   | 3,0           | 36   | 60   | 2 | positive          | 183937    |
| 3.0           | 15   | 6,0           | 36   | 60   | 2 | positive          | 183938    |
| 4.0           | 15   | 4,0           | 36   | 60   | 2 | positive          | 183939    |
| 4.0           | 15   | 4,0           | 28   | 60   | 2 | negative          | 183940    |
| 4.0           | 15   | 6,0           | 36   | 60   | 2 | positive          | 183941    |
| 5.0           | 15   | 6,0           | 36   | 60   | 2 | positive          | 183942    |
| 6.0           | 22   | 6,0           | 30   | 60   | 2 | positive          | 183943    |
| 6.0           | 22   | 6,0           | 30   | 60   | 2 | negative          | 183944    |
| 8.0           | 30   | 8,0           | 36   | 75   | 2 | positive          | 183945    |
| 8.0           | 30   | 8,0           | 36   | 75   | 2 | negative          | 183946    |
| 10            | 30   | 10            | 35   | 75   | 2 | positive          | 183947    |
| 10            | 30   | 10            | 36   | 75   | 2 | negative          | 183948    |
| 12            | 42   | 12            | 40   | 90   | 3 | positive          | 183949    |
| [mm]          | [mm] | [mm]          | [mm] | [mm] |   |                   |           |



## CLAMPING SYSTEMS

# Clamping Systems

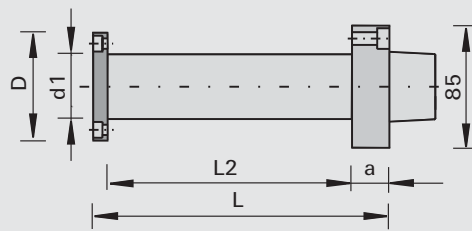
| Product   | Page |
|---|------|
| Clamping Systems with HSK shank for tools with bore | 103  |

997300

## Hydro Tensile Spindles Weinig HSK - clamping length 170-210 mm

Product

Drawing



Machine / Application

l planing machines Weinig Powermat  
l for precise clamping of tools with bore

Design

l with hydro-tensile spindle

Advantages

l precise mounting of tools with bore thanks to hydro-tensile spindle

Notes

l for clockwise and counter-clockwise rotation  
l accessories: dummy piece for covering the HSK-interface on spindles not used

| Ø D  | Ø d        | Ø d1 | L2   | a    | Ident-No. |
|------|------------|------|------|------|-----------|
| 85   | Weinig HSK | 40   | 170  | 26   | 181875 o  |
| 85   | Weinig HSK | 50   | 170  | 26   | 181877 o  |
| 85   | Weinig HSK | 50   | 210  | 26   | 181973 o  |
| [mm] | [mm]       | [mm] | [mm] | [mm] |           |

Spare parts

Class-No.

PU

Ident-No.

Dummy Pieces (cover)

997300

1

182286 o

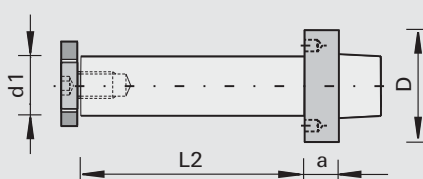
[pc.]

997300

## Mounting Arbors Weinig HSK

Product

Drawing



Machine / Application

Design

Advantages

Notes

l profile machines Weinig  
Powermat  
l for mounting of tools with bore

l for right- and lefthand rotation  
l other dimensions on request  
l for permissible RPM please refer to diagram  
l attention: please observe the recommended tightening torque 80 Nm!

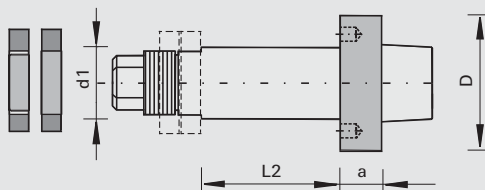

| Ø D  | Ø d        | Ø d1 | L2   | a    | NL               | Weight | Ident-No. |
|------|------------|------|------|------|------------------|--------|-----------|
| 85   | Weinig HSK | 30   | 40   | 26   | 2/6/48 + 2/M6/48 | 1.7    | 182056    |
| 85   | Weinig HSK | 30   | 60   | 26   | 2/6/48 + 2/M6/48 | 1.8    | 182057    |
| 85   | Weinig HSK | 30   | 80   | 26   | 2/6/48 + 2/M6/48 | 1.9    | 182058 o  |
| 85   | Weinig HSK | 30   | 130  | 26   | 2/6/48 + 2/M6/48 | 2.2    | 182059 o  |
| 85   | Weinig HSK | 30   | 170  | 26   | 2/6/48 + 2/M6/48 | 2.4    | 182060 o  |
| 85   | Weinig HSK | 30   | 240  | 26   | 2/6/48 + 2/M6/48 | 2.8    | 182061 o  |
| 85   | Weinig HSK | 40   | 40   | 26   | 2/6/54 + 2/M6/54 | 1.9    | 182062    |
| 85   | Weinig HSK | 40   | 60   | 26   | 2/6/54 + 2/M6/54 | 2.1    | 182063    |
| 85   | Weinig HSK | 40   | 80   | 26   | 2/6/54 + 2/M6/54 | 2.3    | 182064    |
| 85   | Weinig HSK | 40   | 130  | 26   | 2/6/54 + 2/M6/54 | 2.8    | 182065    |
| 85   | Weinig HSK | 40   | 170  | 26   | 2/6/54 + 2/M6/54 | 3.2    | 182066 o  |
| 85   | Weinig HSK | 40   | 240  | 26   | 2/6/54 + 2/M6/54 | 3.9    | 182067 o  |
| [mm] | [mm]       | [mm] | [mm] | [mm] |                  | [kg]   |           |

997300

## Mounting Arbors Weinig HSK - with spindle nut

Product

Drawing



Machine / Application

l profile machines Weinig  
Powermat  
l for mounting of tools with bore

Design

l with spindle nut

Advantages

l stable and secure mounting  
l twist-lock

Notes

l for right- and lefthand rotation  
l other dimensions on request  
l for permissible RPM please refer to diagram  
l attention: please observe the recommended tightening torque 80 Nm!  
l included in delivery: mounting arbor incl. ring and spindle nut

| Ø D  | Ø d        | Ø d1 | L2   | a    | NL               | Weight | Ident-No. |
|------|------------|------|------|------|------------------|--------|-----------|
| 85   | Weinig HSK | 40   | 30   | 26   | 2/6/54 + 2/M6/54 | 1.9    | 183281 s  |
| 85   | Weinig HSK | 40   | 50   | 26   | 2/6/54 + 2/M6/54 | 2.1    | 183282 s  |
| 85   | Weinig HSK | 40   | 70   | 26   | 2/6/54 + 2/M6/54 | 2.3    | 183283 s  |
| 85   | Weinig HSK | 40   | 90   | 26   | 2/6/54 + 2/M6/54 | 2.5    | 183284 s  |
| 85   | Weinig HSK | 40   | 120  | 26   | 2/6/54 + 2/M6/54 | 2.8    | 183285 s  |
| 85   | Weinig HSK | 40   | 140  | 26   | 2/6/54 + 2/M6/54 | 2.95   | 183286 s  |
| 85   | Weinig HSK | 40   | 160  | 26   | 2/6/54 + 2/M6/54 | 3.2    | 183287 s  |
| 85   | Weinig HSK | 40   | 170  | 26   | 2/6/54 + 2/M6/54 | 3.3    | 183288 s  |
| 85   | Weinig HSK | 40   | 200  | 26   | 2/6/54 + 2/M6/54 | 3.6    | 183289 s  |
| 85   | Weinig HSK | 40   | 220  | 26   | 2/6/54 + 2/M6/54 | 3.8    | 183290 s  |
| 85   | Weinig HSK | 40   | 230  | 26   | 2/6/54 + 2/M6/54 | 3.9    | 183291 s  |
| 85   | Weinig HSK | 40   | 260  | 26   | 2/6/54 + 2/M6/54 | 4.2    | 183292 s  |
| 85   | Weinig HSK | 40   | 300  | 26   | 2/6/54 + 2/M6/54 | 4.6    | 183293 s  |
| 85   | Weinig HSK | 50   | 30   | 26   | 2/6/74 + 2/M6/64 | 2.1    | 183294 s  |
| 85   | Weinig HSK | 50   | 50   | 26   | 2/6/74 + 2/M6/64 | 2.4    | 183295 s  |
| 85   | Weinig HSK | 50   | 70   | 26   | 2/6/74 + 2/M6/64 | 2.7    | 183296 s  |
| 85   | Weinig HSK | 50   | 90   | 26   | 2/6/74 + 2/M6/64 | 3.0    | 183297 s  |
| 85   | Weinig HSK | 50   | 120  | 26   | 2/6/74 + 2/M6/64 | 3.5    | 183298 s  |
| 85   | Weinig HSK | 50   | 140  | 26   | 2/6/74 + 2/M6/64 | 3.75   | 183299 s  |
| 85   | Weinig HSK | 50   | 160  | 26   | 2/6/74 + 2/M6/64 | 4.1    | 183300 s  |
| 85   | Weinig HSK | 50   | 170  | 26   | 2/6/74 + 2/M6/64 | 4.3    | 183301 s  |
| 85   | Weinig HSK | 50   | 200  | 26   | 2/6/74 + 2/M6/64 | 4.7    | 183302 s  |
| 85   | Weinig HSK | 50   | 220  | 26   | 2/6/74 + 2/M6/64 | 5.0    | 183303 s  |
| 85   | Weinig HSK | 50   | 230  | 26   | 2/6/74 + 2/M6/64 | 5.13   | 183304 s  |
| 85   | Weinig HSK | 50   | 260  | 26   | 2/6/74 + 2/M6/64 | 5.6    | 183305 s  |
| 85   | Weinig HSK | 50   | 300  | 26   | 2/6/74 + 2/M6/64 | 6.3    | 183306 s  |
| [mm] | [mm]       | [mm] | [mm] | [mm] |                  | [kg]   |           |

Spare parts

Dimension

Class-No.

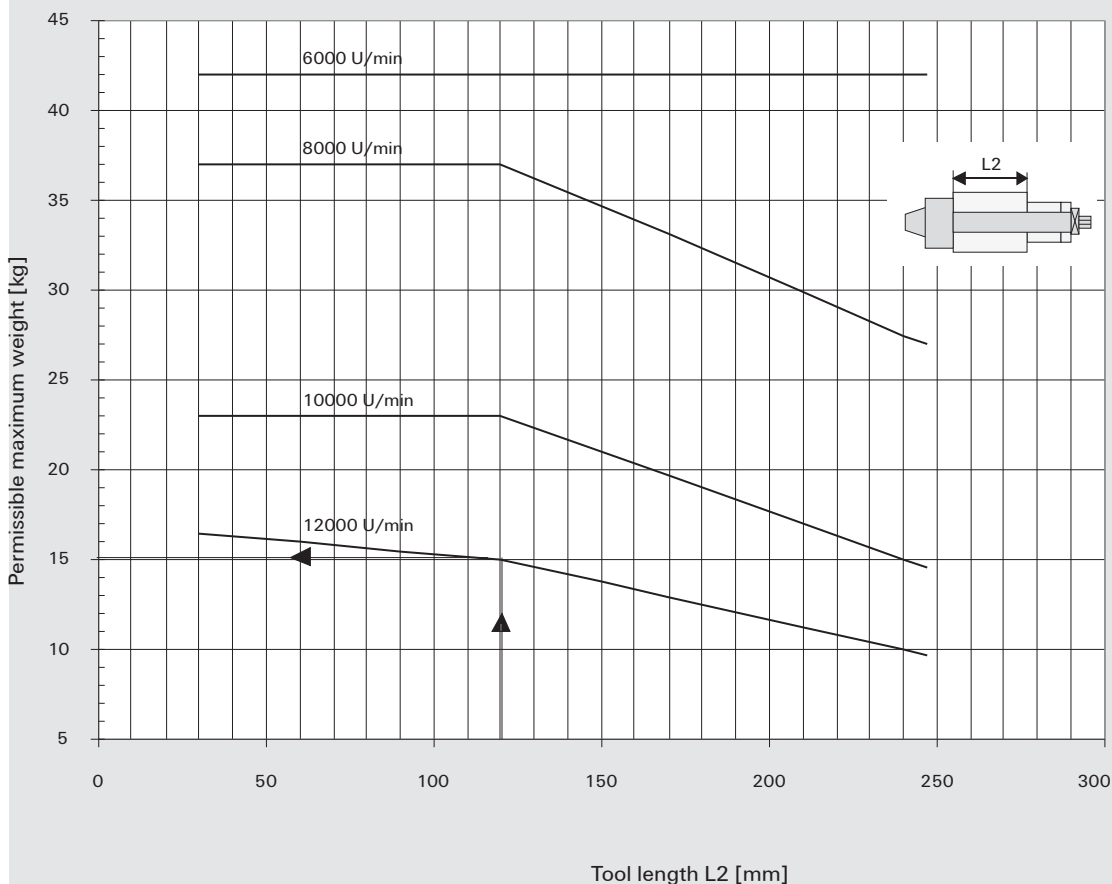
PU

Ident-No.

|              |           |        |       |          |
|--------------|-----------|--------|-------|----------|
| Set Screws   | M6x16 SW3 | 995161 | 10    | 001617   |
| rings        | 60x15x35  | 955520 | 1     | 183308 o |
| Spindle Nuts | M33x1,5   | 995210 | 1     | 183307 o |
|              | [mm]      |        | [pc.] |          |

## Adapter Weinig HSK

Diagram for PowerLock-Adapter



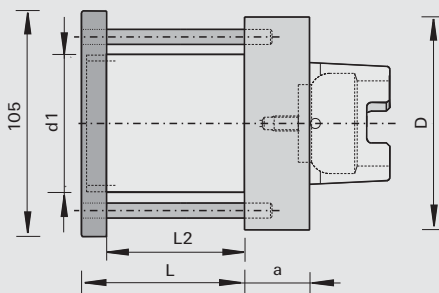
997300

## Saw Blade Adapters Weinig HSK

Product



Drawing



Machine / Application

! Weinig Powermat  
! for mounting of thin-kerf saw blades

Design

Advantages

Notes

! for clockwise and counter-clockwise rotation  
! different diameters upon request

| Ø D  | Ø d        | Ø d1 | L2   | a    | NL     | Ident-No. |
|------|------------|------|------|------|--------|-----------|
| 105  | Weinig HSK | 60   | 68   | 26   | 3/8/74 | 182974 o  |
| [mm] | [mm]       | [mm] | [mm] | [mm] |        |           |

| Spare parts   | Dimension      | Class-No. | PU    | Ident-No. |
|---------------|----------------|-----------|-------|-----------|
| Clamping Nuts | 105x15xM58x1,5 | 995290    | 1     | 182993 o  |
|               | [mm]           |           | [pc.] |           |





# Spare Parts

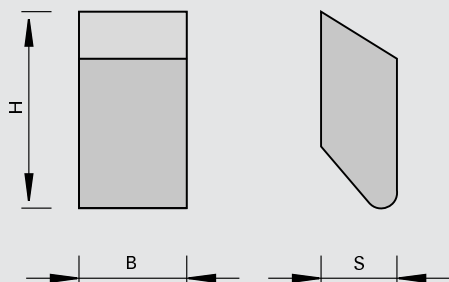
| Product                | Page |
|------------------------|------|
| Saw teeth              | 109  |
| Planing knives         | 110  |
| Turnover knives/knives | 120  |
| Accessory tools        | 126  |

153301

## Saw Teeth HW for Circular Saw Blades - with solder coating

Product

Drawing

LEUCO  
DUR

Tungsten Carbide [HW]

Machine / Application

Design

- | Solder-coated
- | Cutting material: HW
- | HL Board 06 for wood-based panels, MDF, plastics, particle boards, and exotic wood
- | HL Solid 15 for wood-based panels and hard wood
- | HL Solid 20 for hard wood and soft wood

Advantages

- | easy soldering during tooth installation thanks to solder coating

Notes

- | packing unit: 500 pieces

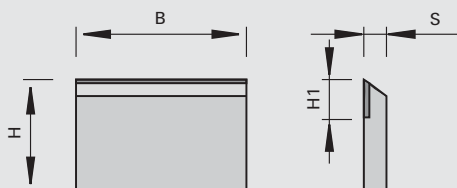
| B    | H    | S    | LEUCODUR    | Ident-No.  |
|------|------|------|-------------|------------|
| 2,7  | 7.1  | 2.0  | HL Board 06 | 177493 s   |
| 2,8  | 8.0  | 2.3  | HL Solid 15 | 177500 s   |
| 3,6  | 8.0  | 2.3  | HL Board 06 | 177494     |
| 4,2  | 10.5 | 3.5  | HL Solid 15 | 177501     |
| 4,3  | 10.5 | 3.0  | HL Board 06 | 177496     |
| 4,5  | 8.0  | 2.3  | HL Board 06 | 177495     |
| 5,0  | 10.5 | 3.0  | HL Board 06 | 177497     |
| 5,0  | 10.5 | 3.5  | HL Solid 15 | 80318077 s |
| 5,4  | 10.5 | 3.0  | HL Board 06 | 177498     |
| 5,6  | 10.5 | 4.0  | HL Solid 20 | 80369454 s |
| 5,8  | 10.5 | 3.5  | HL Solid 25 | 80325122 s |
| 6,0  | 10.5 | 3.5  | HL Solid 15 | 80304506 s |
| 6,0  | 10.5 | 4.0  | HL Solid 15 | 80352231 s |
| 6,0  | 12.5 | 4.0  | HL Solid 15 | 80225542 s |
| 6,0  | 12.5 | 4.0  | HL Solid 15 | 177586     |
| 6,0  | 12.5 | 4.0  | HL Solid 25 | 80356362 s |
| 6,0  | 13   | 4.0  | HL Solid 15 | 80344985 s |
| 6,5  | 10.5 | 3.5  | HL Solid 15 | 80357275 s |
| 6,5  | 12.5 | 3.0  | HL Solid 15 | 80373746 s |
| 6,5  | 13   | 4.0  | HL Solid 15 | 80344986 s |
| 6,8  | 12.5 | 4.0  | HL Board 06 | 177499     |
| 7,5  | 10.5 | 3.5  | HL Solid 25 | 80325124 s |
| 7,5  | 12.5 | 3.0  | HL Solid 15 | 80373745 s |
| 7,5  | 12.5 | 4.0  | HL Solid 15 | 80282311 s |
| 7,5  | 13   | 4.0  | HL Solid 15 | 80363992 s |
| [mm] | [mm] | [mm] |             |            |

132121

## Planing Knives HW

Product

Drawing

LEUCO  
DUR

Tungsten Carbide [HW]

Machine / Application

| for use in planing cutterheads

Design

| cutting material: HW-tipped for hard woods

Advantages

Notes

| from safety reasons please always mount knives and support plates with equal weight (packing unit VE) opposite each other

| B    | H    | S    | H1   | PU    | Ident-No. |
|------|------|------|------|-------|-----------|
| 60   | 30   | 3.0  | 11   | 2     | 160586    |
| 80   | 30   | 3.0  | 11   | 2     | 006204    |
| 100  | 30   | 3.0  | 11   | 2     | 006205    |
| 110  | 30   | 3.0  | 11   | 2     | 165329 o  |
| 120  | 30   | 3.0  | 11   | 2     | 006206 o  |
| 130  | 30   | 3.0  | 11   | 2     | 006207    |
| 150  | 30   | 3.0  | 11   | 2     | 006208    |
| 170  | 30   | 3.0  | 11   | 2     | 006209    |
| 180  | 30   | 3.0  | 11   | 2     | 055649    |
| 210  | 30   | 3.0  | 11   | 2     | 006210 o  |
| 230  | 30   | 3.0  | 11   | 2     | 160588    |
| 240  | 30   | 3.0  | 11   | 2     | 182641    |
| 260  | 30   | 3.0  | 11   | 2     | 160589 o  |
| 310  | 30   | 3.0  | 11   | 2     | 055648    |
| 310  | 35   | 3.0  | 11   | 2     | 165338 o  |
| 320  | 30   | 3.0  | 11   | 2     | 165330 o  |
| 320  | 35   | 3.0  | 11   | 2     | 165339 o  |
| 330  | 30   | 3.0  | 11   | 2     | 165331 o  |
| 330  | 35   | 3.0  | 11   | 2     | 165340 o  |
| 360  | 30   | 3.0  | 11   | 2     | 165332 o  |
| 360  | 35   | 3.0  | 11   | 2     | 165341 o  |
| 400  | 35   | 3.0  | 11   | 2     | 165342 o  |
| 410  | 30   | 3.0  | 11   | 2     | 006211    |
| 410  | 35   | 3.0  | 11   | 2     | 165343 o  |
| 450  | 30   | 3.0  | 11   | 2     | 165333 o  |
| 450  | 35   | 3.0  | 11   | 2     | 165344 o  |
| 460  | 30   | 3.0  | 11   | 2     | 165334 o  |
| 460  | 35   | 3.0  | 11   | 2     | 165345 o  |
| 500  | 35   | 3.0  | 11   | 2     | 165346 o  |
| 510  | 30   | 3.0  | 11   | 2     | 006212    |
| 510  | 35   | 3.0  | 11   | 2     | 165347 o  |
| 600  | 35   | 3.0  | 11   | 2     | 165348 o  |
| 610  | 30   | 3.0  | 11   | 2     | 006704 o  |
| 610  | 35   | 3.0  | 11   | 2     | 165349 o  |
| 630  | 30   | 3.0  | 11   | 2     | 165335 o  |
| 630  | 35   | 3.0  | 11   | 2     | 165350 o  |
| 635  | 35   | 3.0  | 11   | 2     | 165351 o  |
| 640  | 30   | 3.0  | 11   | 2     | 165336 o  |
| 640  | 35   | 3.0  | 11   | 2     | 165352 o  |
| 700  | 35   | 3.0  | 11   | 2     | 165353 o  |
| 710  | 30   | 3.0  | 11   | 2     | 160590 o  |
| 710  | 35   | 3.0  | 11   | 2     | 165354 o  |
| [mm] | [mm] | [mm] | [mm] | [pc.] |           |

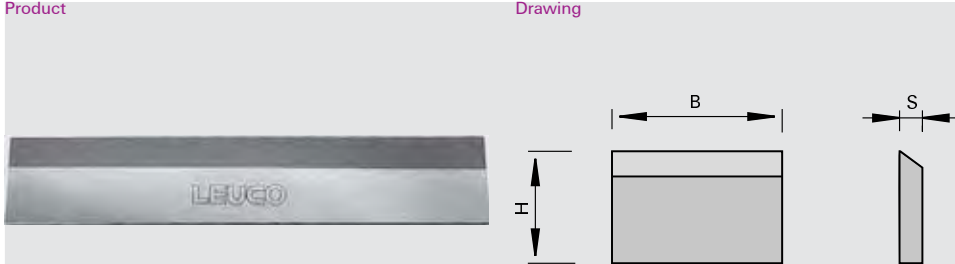
| B    | H    | S    | H1   | PU    | Ident-No. |
|------|------|------|------|-------|-----------|
| 740  | 30   | 3.0  | 11   | 2     | 165337 o  |
| 740  | 35   | 3.0  | 11   | 2     | 165355 o  |
| 810  | 30   | 3.0  | 11   | 2     | 160592    |
| 810  | 35   | 3.0  | 11   | 2     | 165356 o  |
| [mm] | [mm] | [mm] | [mm] | [pc.] |           |

332121

## Planing Knives HS

Product

Drawing



High Speed Steel [HS]

Machine / Application

| for use in planing cutterheads

Design

| cutting material: high speed steel (HS 18%) for soft woods  
| wedge angle 40°

Advantages

Notes

| from safety reasons please always mount knives and support plates with equal weight (packing unit VE) opposite each other

| B    | H    | S    | PU    | Ident-No. |
|------|------|------|-------|-----------|
| 60   | 30   | 3.0  | 2     | 160593    |
| 80   | 30   | 3.0  | 2     | 160594    |
| 100  | 30   | 3.0  | 2     | 055647    |
| 110  | 30   | 3.0  | 2     | 160595 s  |
| 120  | 30   | 3.0  | 2     | 160596    |
| 130  | 30   | 3.0  | 2     | 006139    |
| 150  | 30   | 3.0  | 2     | 160597    |
| 170  | 30   | 3.0  | 2     | 160598    |
| 180  | 30   | 3.0  | 2     | 160599    |
| 210  | 30   | 3.0  | 2     | 160600    |
| 230  | 30   | 3.0  | 2     | 160601    |
| 260  | 30   | 3.0  | 2     | 006485    |
| 310  | 30   | 3.0  | 2     | 160602    |
| 310  | 35   | 3.0  | 2     | 165310    |
| 320  | 30   | 3.0  | 2     | 160603    |
| 320  | 35   | 3.0  | 2     | 165311 s  |
| 330  | 30   | 3.0  | 2     | 160604 s  |
| 330  | 35   | 3.0  | 2     | 165312    |
| 360  | 30   | 3.0  | 2     | 160605 s  |
| 360  | 35   | 3.0  | 2     | 165313 s  |
| 400  | 30   | 3.0  | 2     | 165307    |
| 400  | 35   | 3.0  | 2     | 165314 s  |
| 410  | 30   | 3.0  | 2     | 006486    |
| 410  | 35   | 3.0  | 2     | 006487    |
| 450  | 30   | 3.0  | 2     | 160606 s  |
| 450  | 35   | 3.0  | 2     | 165315 s  |
| 460  | 30   | 3.0  | 2     | 160607 s  |
| 460  | 35   | 3.0  | 2     | 165316 s  |
| 500  | 30   | 3.0  | 2     | 165308    |
| 500  | 35   | 3.0  | 2     | 165317    |
| 510  | 30   | 3.0  | 2     | 006488    |
| 510  | 35   | 3.0  | 2     | 006489    |
| 600  | 30   | 3.0  | 2     | 165309 s  |
| 600  | 35   | 3.0  | 2     | 165318 s  |
| [mm] | [mm] | [mm] | [pc.] |           |

| B    | H    | S    | PU | Ident-No. |
|------|------|------|----|-----------|
| 610  | 30   | 3.0  | 2  | 006490    |
| 610  | 35   | 3.0  | 2  | 006491    |
| 630  | 30   | 3.0  | 2  | 160608    |
| 630  | 35   | 3.0  | 2  | 165319    |
| 635  | 35   | 3.0  | 2  | 165320 s  |
| 640  | 30   | 3.0  | 2  | 160609    |
| 640  | 35   | 3.0  | 2  | 165321    |
| 700  | 35   | 3.0  | 2  | 165322 s  |
| 710  | 30   | 3.0  | 2  | 160610 s  |
| 710  | 35   | 3.0  | 2  | 165323 s  |
| 740  | 35   | 3.0  | 2  | 165324 s  |
| 810  | 30   | 3.0  | 2  | 160612    |
| 810  | 35   | 3.0  | 2  | 165325    |
| 840  | 30   | 3.0  | 2  | 160613 s  |
| 1050 | 25   | 3.0  | 2  | 185843 s  |
| 1050 | 30   | 3.0  | 2  | 176331    |
| 1050 | 35   | 3.0  | 2  | 176332    |
| [mm] | [mm] | [mm] |    | [pc.]     |

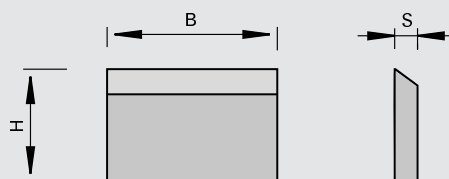
## 332121

## Planing knife HS for hydro and jointing

## Product



## Drawing



High Speed Steel [HS]

## Machine / Application

for use in hydro planing cutterheads

## Design

cutting material: HS for soft woods  
wedge angle 30° for jointing  
topcoat coating

## Advantages

high run-out accuracy due to grinding the knives in the hydro planing cutterhead with following jointing process in the machine

## Notes

from safety reasons please always mount knives and support plates with equal weight (packing unit VE) opposite each other

| B    | H    | S    | PU | Ident-No. |
|------|------|------|----|-----------|
| 130  | 30   | 3.0  | 2  | 182759 o  |
| 150  | 30   | 3.0  | 2  | 182760 o  |
| 170  | 30   | 3.0  | 2  | 182761 o  |
| 180  | 30   | 3.0  | 2  | 182762 o  |
| 190  | 30   | 3.0  | 2  | 182763 o  |
| 210  | 30   | 3.0  | 2  | 182764 o  |
| 230  | 30   | 3.0  | 2  | 182765 o  |
| 240  | 30   | 3.0  | 2  | 182766 o  |
| 270  | 30   | 3.0  | 2  | 182767 o  |
| 310  | 30   | 3.0  | 2  | 182768 o  |
| [mm] | [mm] | [mm] |    | [pc.]     |

| B    | H    | S    | PU | Ident-No. |
|------|------|------|----|-----------|
| 130  | 30   | 3.0  | 10 | 186007 s  |
| 150  | 30   | 3.0  | 10 | 186008 s  |
| 170  | 30   | 3.0  | 10 | 186009 s  |
| 180  | 30   | 3.0  | 10 | 186010 s  |
| 190  | 30   | 3.0  | 10 | 186011 s  |
| 210  | 30   | 3.0  | 10 | 186012 s  |
| 230  | 30   | 3.0  | 10 | 186013 s  |
| [mm] | [mm] | [mm] |    | [pc.]     |

| B    | H    | S    |         | PU    | Ident-No. |
|------|------|------|---------|-------|-----------|
| 240  | 30   | 3.0  | topcoat | 10    | 186014 s  |
| 270  | 30   | 3.0  | topcoat | 10    | 186015 s  |
| 310  | 30   | 3.0  | topcoat | 10    | 186016 s  |
| [mm] | [mm] | [mm] |         | [pc.] |           |

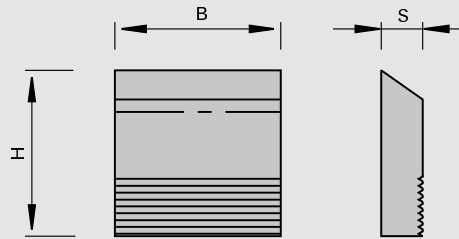
332511

Back-serrated HS blanks for profiling

Product



Drawing



High Speed Steel [HS]

Machine / Application

for use in profile cutterheads with serration

Design

cutting material: HS for soft woods

Advantages

Notes

T = profile depth  
from safety reasons please always mount knives and support plates with equal weight (packing unit VE) opposite each other

| B    | H    | S    | Tmax | PU    | Ident-No. |
|------|------|------|------|-------|-----------|
| 40   | 50   | 8.0  | 12   | 2     | 163385    |
| 40   | 60   | 8.0  | 20   | 2     | 163386    |
| 40   | 70   | 8.0  | 30   | 2     | 163387    |
| 50   | 50   | 8.0  | 12   | 2     | 180533 s  |
| 50   | 60   | 8.0  | 20   | 2     | 180534    |
| 60   | 50   | 8.0  | 12   | 2     | 163388    |
| 60   | 60   | 8.0  | 20   | 2     | 163389    |
| 60   | 70   | 8.0  | 30   | 2     | 163390    |
| 80   | 50   | 8.0  | 12   | 2     | 163391    |
| 80   | 60   | 8.0  | 20   | 2     | 163392    |
| 80   | 70   | 8.0  | 30   | 2     | 163393    |
| 100  | 50   | 8.0  | 12   | 2     | 163394    |
| 100  | 60   | 8.0  | 20   | 2     | 163395    |
| 100  | 70   | 8.0  | 30   | 2     | 163396    |
| 130  | 50   | 8.0  | 12   | 2     | 163397    |
| 130  | 60   | 8.0  | 20   | 2     | 163398    |
| 130  | 70   | 8.0  | 30   | 2     | 163399 s  |
| 150  | 50   | 8.0  | 12   | 2     | 163400    |
| 150  | 60   | 8.0  | 20   | 2     | 163401    |
| 150  | 70   | 8.0  | 30   | 2     | 163402    |
| 180  | 50   | 8.0  | 12   | 2     | 163403 s  |
| 180  | 60   | 8.0  | 20   | 2     | 163404 s  |
| 180  | 70   | 8.0  | 30   | 2     | 163405 s  |
| 230  | 50   | 8.0  | 12   | 2     | 164495    |
| 230  | 60   | 8.0  | 20   | 2     | 164496 s  |
| 650  | 50   | 8.0  | 12   | 2     | 176318    |
| 650  | 60   | 8.0  | 20   | 2     | 176319    |
| 650  | 70   | 8.0  | 30   | 2     | 176320    |
| [mm] | [mm] | [mm] | [mm] | [pc.] |           |

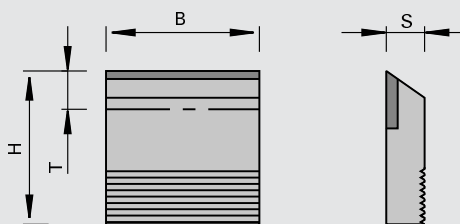
132511

**Back-serrated HW blanks for profiling**

Product



Drawing

LEUCO  
DUR

Tungsten Carbide [HW]

**Machine / Application**

for use in profile cutterheads with serration

**Design**

HW-tipped for hard and exotic woods  
 tipping height 14 mm for blank height 50 mm, tipping height 20 mm for blank height 60 mm

**Advantages****Notes**

T = profile depth  
 from safety reasons please always mount knives and support plates with equal weight (packing unit VE) opposite each other

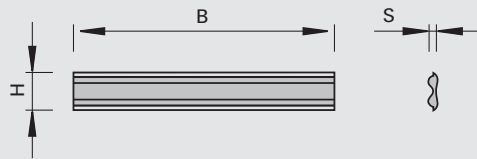
| B    | H    | S    | Tmax | PU | Ident-No. |
|------|------|------|------|----|-----------|
| 40   | 50   | 10   | 13   | 2  | 165357    |
| 40   | 60   | 10   | 18   | 2  | 165365    |
| 60   | 50   | 10   | 13   | 2  | 165358    |
| 60   | 60   | 10   | 18   | 2  | 165366    |
| 80   | 50   | 10   | 13   | 2  | 165359 o  |
| 80   | 60   | 10   | 18   | 2  | 165367    |
| 100  | 50   | 10   | 13   | 2  | 165360    |
| 100  | 60   | 10   | 18   | 2  | 165368    |
| 130  | 50   | 10   | 13   | 2  | 165361 o  |
| 130  | 60   | 10   | 18   | 2  | 165369 o  |
| 150  | 50   | 10   | 13   | 2  | 165362 o  |
| 150  | 60   | 10   | 18   | 2  | 165370 o  |
| 180  | 50   | 10   | 13   | 2  | 165363 o  |
| 180  | 60   | 10   | 18   | 2  | 165371 o  |
| 230  | 50   | 10   | 13   | 2  | 165364 o  |
| 230  | 60   | 10   | 18   | 2  | 165372 o  |
| [mm] | [mm] | [mm] | [mm] |    | [pc.]     |

332751

## Turnover Knives HS with 2 cutting edges - Tersa

Product

Drawing



High Speed Steel [HS]

Machine / Application

I for use in Tersa planing cutterheads

Design

I cutting material: HS for soft woods

Advantages

Notes

| B    | H    | S    | PU | Ident-No. |
|------|------|------|----|-----------|
| 60   | 10   | 2.3  | 2  | 175305 o  |
| 80   | 10   | 2.3  | 2  | 175307 o  |
| 90   | 10   | 2.3  | 2  | 175308 o  |
| 100  | 10   | 2.3  | 2  | 175309 o  |
| 110  | 10   | 2.3  | 2  | 175310 o  |
| 120  | 10   | 2.3  | 2  | 175311 o  |
| 130  | 10   | 2.3  | 2  | 175312 o  |
| 140  | 10   | 2.3  | 2  | 175313 o  |
| 150  | 10   | 2.3  | 2  | 175314 o  |
| 160  | 10   | 2.3  | 2  | 175315 o  |
| 170  | 10   | 2.3  | 2  | 175316 o  |
| 180  | 10   | 2.3  | 2  | 175317 o  |
| 185  | 10   | 2.3  | 2  | 175318 o  |
| 190  | 10   | 2.3  | 2  | 175319 o  |
| 200  | 10   | 2.3  | 2  | 175320 o  |
| 210  | 10   | 2.3  | 2  | 175321 o  |
| 220  | 10   | 2.3  | 2  | 175322 o  |
| 230  | 10   | 2.3  | 2  | 175323 o  |
| 240  | 10   | 2.3  | 2  | 175324 o  |
| 250  | 10   | 2.3  | 2  | 175325 o  |
| 260  | 10   | 2.3  | 2  | 175326 o  |
| 265  | 10   | 2.3  | 2  | 175327 o  |
| 270  | 10   | 2.3  | 2  | 175328 o  |
| 280  | 10   | 2.3  | 2  | 175329 o  |
| 300  | 10   | 2.3  | 2  | 175331 o  |
| 310  | 10   | 2.3  | 2  | 175332    |
| 320  | 10   | 2.3  | 2  | 175334 o  |
| 330  | 10   | 2.3  | 2  | 175335 o  |
| 350  | 10   | 2.3  | 2  | 175337 o  |
| 360  | 10   | 2.3  | 2  | 175338 o  |
| 400  | 10   | 2.3  | 2  | 175342 o  |
| 410  | 10   | 2.3  | 2  | 175343    |
| 420  | 10   | 2.3  | 2  | 175344 o  |
| 430  | 10   | 2.3  | 2  | 175345 o  |
| 450  | 10   | 2.3  | 2  | 175347 o  |
| 500  | 10   | 2.3  | 2  | 175352 o  |
| 510  | 10   | 2.3  | 2  | 175353    |
| 520  | 10   | 2.3  | 2  | 175354    |
| 530  | 10   | 2.3  | 2  | 175355 o  |
| 540  | 10   | 2.3  | 2  | 175356 o  |
| 610  | 10   | 2.3  | 2  | 175363 o  |
| 630  | 10   | 2.3  | 2  | 175365    |
| 635  | 10   | 2.3  | 2  | 175366 o  |
| 640  | 10   | 2.3  | 2  | 175368    |
| 650  | 10   | 2.3  | 2  | 175369 o  |
| [mm] | [mm] | [mm] |    | [pc.]     |

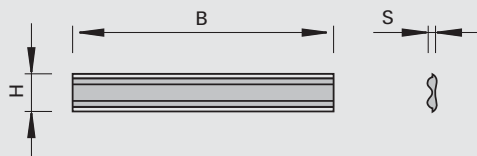


132751

## Turnover Knives HW with 2 cutting edges - Tersa

Product

Drawing

LEUCO  
DUR

Tungsten Carbide [HW]

Machine / Application

I for use in Tersa planing  
cutterheads

Design

I cutting material: HW for hard  
and exotic woods

Advantages

I optimal precision as manu-  
factured from one piece up to  
B=650 mm

Notes

| B    | H    | S    | PU | Ident-No. |
|------|------|------|----|-----------|
| 60   | 10   | 2.3  | 2  | 175205 o  |
| 70   | 10   | 2.3  | 2  | 175206 o  |
| 80   | 10   | 2.3  | 2  | 175207 o  |
| 90   | 10   | 2.3  | 2  | 175208 o  |
| 100  | 10   | 2.3  | 2  | 175209 o  |
| 110  | 10   | 2.3  | 2  | 175210 o  |
| 120  | 10   | 2.3  | 2  | 175211 o  |
| 130  | 10   | 2.3  | 2  | 175212 o  |
| 140  | 10   | 2.3  | 2  | 175213 o  |
| 150  | 10   | 2.3  | 2  | 175214 o  |
| 160  | 10   | 2.3  | 2  | 175215 o  |
| 170  | 10   | 2.3  | 2  | 175216 o  |
| 180  | 10   | 2.3  | 2  | 175217 o  |
| 185  | 10   | 2.3  | 2  | 175218 o  |
| 190  | 10   | 2.3  | 2  | 175219 o  |
| 200  | 10   | 2.3  | 2  | 175220 o  |
| 210  | 10   | 2.3  | 2  | 175221 o  |
| 220  | 10   | 2.3  | 2  | 175222 o  |
| 230  | 10   | 2.3  | 2  | 175223 o  |
| 240  | 10   | 2.3  | 2  | 175224 o  |
| 250  | 10   | 2.3  | 2  | 175225 o  |
| 260  | 10   | 2.3  | 2  | 175226 o  |
| 265  | 10   | 2.3  | 2  | 175227 o  |
| 270  | 10   | 2.3  | 2  | 175228 o  |
| 280  | 10   | 2.3  | 2  | 175229 o  |
| 290  | 10   | 2.3  | 2  | 175230 o  |
| 300  | 10   | 2.3  | 2  | 175231 o  |
| 310  | 10   | 2.3  | 2  | 175232 o  |
| 315  | 10   | 2.3  | 2  | 175233 o  |
| 320  | 10   | 2.3  | 2  | 175234 o  |
| 330  | 10   | 2.3  | 2  | 175235 o  |
| 340  | 10   | 2.3  | 2  | 175236 o  |
| 350  | 10   | 2.3  | 2  | 175237 o  |
| 360  | 10   | 2.3  | 2  | 175238 o  |
| 370  | 10   | 2.3  | 2  | 175239 o  |
| 380  | 10   | 2.3  | 2  | 175240 o  |
| 390  | 10   | 2.3  | 2  | 175241 o  |
| 400  | 10   | 2.3  | 2  | 175242 o  |
| 410  | 10   | 2.3  | 2  | 175243 o  |
| 420  | 10   | 2.3  | 2  | 175244 o  |
| 430  | 10   | 2.3  | 2  | 175245 o  |
| 440  | 10   | 2.3  | 2  | 175246 o  |
| 450  | 10   | 2.3  | 2  | 175247 o  |
| 460  | 10   | 2.3  | 2  | 175248 o  |
| [mm] | [mm] | [mm] |    | [pc.]     |

| B    | H    | S    | PU    | Ident-No. |
|------|------|------|-------|-----------|
| 470  | 10   | 2.3  | 2     | 175249 o  |
| 480  | 10   | 2.3  | 2     | 175250 o  |
| 490  | 10   | 2.3  | 2     | 175251 o  |
| 500  | 10   | 2.3  | 2     | 175252 o  |
| 510  | 10   | 2.3  | 2     | 175253    |
| 520  | 10   | 2.3  | 2     | 175254 o  |
| 530  | 10   | 2.3  | 2     | 175255 o  |
| 540  | 10   | 2.3  | 2     | 175256 o  |
| 550  | 10   | 2.3  | 2     | 175257 o  |
| 560  | 10   | 2.3  | 2     | 175258 o  |
| 570  | 10   | 2.3  | 2     | 175259 o  |
| 580  | 10   | 2.3  | 2     | 175260 o  |
| 590  | 10   | 2.3  | 2     | 175261 o  |
| 600  | 10   | 2.3  | 2     | 175262 o  |
| 610  | 10   | 2.3  | 2     | 175263 o  |
| 620  | 10   | 2.3  | 2     | 175264 o  |
| 630  | 10   | 2.3  | 2     | 175265 o  |
| 635  | 10   | 2.3  | 2     | 175266 o  |
| 640  | 10   | 2.3  | 2     | 175268 o  |
| 650  | 10   | 2.3  | 2     | 175269 o  |
| [mm] | [mm] | [mm] | [pc.] |           |

332121

Turnover Knives HS with 2 cutting edges - Centrostar, Centrofix, Quickfix

| Product  | Drawing   |   |                       |
|--|---|---|-----------------------|
|  |   |   | High Speed Steel [HS] |
| <b>Machine / Application</b><br>  for use in planing cutterhead systems Centrostar, Centrofix and Quickfix for planing of soft woods | <b>Design</b><br>  cutting material: HS for soft woods<br>  constant diameter | <b>Advantages</b><br>  high planing quality and long edge lives | <b>Notes</b>          |

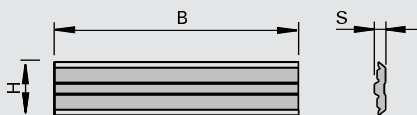
| B    | H    | S    | PU    | Ident-No. |
|------|------|------|-------|-----------|
| 80   | 12   | 2.7  | 4     | 182769 o  |
| 100  | 12   | 2.7  | 4     | 182770 o  |
| 130  | 12   | 2.7  | 4     | 182771 o  |
| 150  | 12   | 2.7  | 4     | 182772 o  |
| 170  | 12   | 2.7  | 4     | 182773 o  |
| 180  | 12   | 2.7  | 4     | 182774 o  |
| 190  | 12   | 2.7  | 4     | 182775 o  |
| 210  | 12   | 2.7  | 4     | 182776 o  |
| 230  | 12   | 2.7  | 4     | 182777 o  |
| 240  | 12   | 2.7  | 4     | 182778 o  |
| 310  | 12   | 2.7  | 4     | 182779 o  |
| 410  | 12   | 2.7  | 4     | 182780 o  |
| 520  | 12   | 2.7  | 4     | 182781 o  |
| 510  | 12   | 2.7  | 4     | 182782 o  |
| 640  | 12   | 2.7  | 4     | 182783 o  |
| [mm] | [mm] | [mm] | [pc.] |           |

150517

## Turnover Knives HW with 2 cutting edges - Centrostar, Centrofix, Quickfix

Product

Drawing



Tungsten Carbide [HW]

Machine / Application

for use in planing cutterhead systems Centrostar, Centrofix and Quickfix for planing of hard woods and MDF

Design

cutting material: HW  
HL Solid 20 for hard and exotic woods  
constant diameter

Advantages

high planing quality and long edge lives

Notes

a cutting length of more than 630 mm is reached by means of several knives

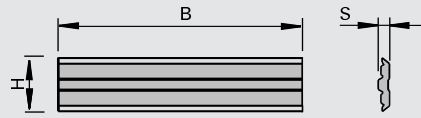
| B    | H    | S    | PU    | Ident-No. |
|------|------|------|-------|-----------|
| 100  | 12   | 2.7  | 2     | 182784 o  |
| 130  | 12   | 2.7  | 2     | 182785 o  |
| 150  | 12   | 2.7  | 2     | 182786 o  |
| 170  | 12   | 2.7  | 2     | 182787 o  |
| 180  | 12   | 2.7  | 2     | 182788 o  |
| 190  | 12   | 2.7  | 2     | 182789 o  |
| 210  | 12   | 2.7  | 2     | 182790 o  |
| 230  | 12   | 2.7  | 2     | 182791 o  |
| 240  | 12   | 2.7  | 2     | 182792 o  |
| 410  | 12   | 2.7  | 2     | 182793 o  |
| 510  | 12   | 2.7  | 2     | 182794 o  |
| 640  | 12   | 2.7  | 2     | 182795 o  |
| [mm] | [mm] | [mm] | [pc.] |           |

150613 / 150617

## Turnover Knives HW with 2 cutting edges - Versofix

Product

Drawing



Tungsten Carbide [HW]

Machine / Application

for use in planing cutterhead systems Versofix for planing of hard woods and MDF

Design

cutting material: HW  
 HL Board 03 for wood-based  
 HL Solid 20 for hard and soft woods  
 constant diameter

Advantages

high planing quality and long edge lives

Notes

topcoat coating are possible

| B    | H    | S    | LEUCODUR    | PU    | Ident-No. |
|------|------|------|-------------|-------|-----------|
| 20   | 5.5  | 1.1  | HL Board 03 | 2     | 186244 s  |
| 20   | 5.5  | 1.1  | HL Solid 20 | 2     | 186245 s  |
| 20   | 10   | 1.5  | HL Board 03 | 2     | 186246 s  |
| 20   | 10   | 1.5  | HL Solid 20 | 2     | 186247 s  |
| 30   | 6.5  | 1.1  | HL Board 03 | 2     | 186248 s  |
| 30   | 6.5  | 1.1  | HL Solid 20 | 2     | 186249 s  |
| 30   | 10   | 1.5  | HL Board 03 | 2     | 186250 s  |
| 30   | 10   | 1.5  | HL Solid 20 | 2     | 186251 s  |
| 50   | 6.5  | 1.1  | HL Board 03 | 2     | 186252 s  |
| 50   | 6.5  | 1.1  | HL Solid 20 | 2     | 186253 s  |
| 50   | 10   | 1.5  | HL Board 03 | 2     | 186254 s  |
| 50   | 10   | 1.5  | HL Solid 20 | 2     | 186256 s  |
| [mm] | [mm] | [mm] |             | [pc.] |           |

132891

## Turnover Knife Holders - Ledinek Rotoles

Product



Drawing

LEUCO  
DUR

Tungsten Carbide [HW]

Machine / Application

planing machines Ledinek Rotoles  
for LEUCODUR turnover knives straight and with chamfer

Design

for mounting of LEUCODUR turnover knives 14 x 14 mm and 14.3 x 14.3 mm

Advantages

Notes

Ident-No.

|   |        |   |
|---|--------|---|
| for thicknesser (TOK 14x14x2) top                             | 182082 | o |
| for service planing rotor (TOK 14x14x2) bottom                | 182083 | o |
| for thicknesser segments (TOK 14,3x14,3x2,5) top              | 182084 | o |
| for service planing rotor segments (TOK 14,3x14,3x2,5) bottom | 182085 | o |

Spare parts

Dimension

Class-No.

PU

Ident-No.

|                    |                         |        |             |        |
|--------------------|-------------------------|--------|-------------|--------|
| Countersunk Screws | M5x9 T20 D=Ø9,3<br>[mm] | 995125 | 10<br>[pc.] | 827277 |
|--------------------|-------------------------|--------|-------------|--------|

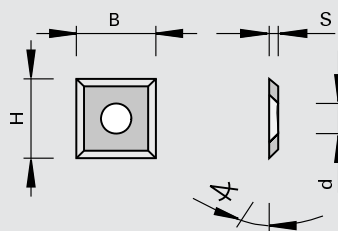
150517 / 150553 / 150555 / 150558

## Profile Turnover Knives HW with 4 cutting edges - Ledinek Rotoles

Product



Drawing

LEUCO  
DUR

Tungsten Carbide [HW]

Machine / Application

planing machines Ledinek Rotoles  
for use in turnover knife holders for plain milling

Design

cutting material: HW  
HL Board 03 for wood-based panels and plastics  
HL Board 05 for wood-based panels, plastics and hard woods  
HL Solid 20 for wood-based panels, hard and soft woods  
HL Solid 30 for hard and soft woods

Advantages

Notes

packing unit: 10 pieces

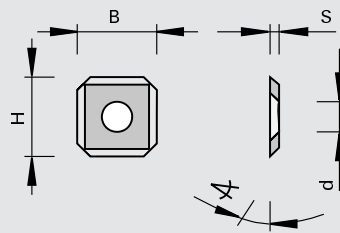
| B    | H    | S    | Ø d  | Wedge | LEUCODUR    | Ident-No. |
|------|------|------|------|-------|-------------|-----------|
| 14   | 14   | 2.0  | 6,3  | 60    | HL Solid 30 | 003079    |
| 14   | 14   | 2.0  | 6,3  | 60    | HL Board 05 | 180954    |
| 14   | 14   | 2.0  | 6,3  | 60    | HL Board 03 | 180646    |
| 14,3 | 14.3 | 2.5  | 6,3  | 55    | HL Solid 20 | 170248    |
| [mm] | [mm] | [mm] | [mm] | [°]   |             |           |

150557

## Profile Turnover Knives HW with 4 cutting edges and chamfer - Ledinek Rotoles

Product

Drawing

LEUCO  
DUR

Tungsten Carbide [HW]

Machine / Application

l planing machines Ledinek Rotoles  
l for use in turnover knife holders for plain milling

Design

l cutting material: HW  
l HL Solid 20 for wood-based panels, hard and soft woods

Advantages

Notes

l packing unit: 10 pieces

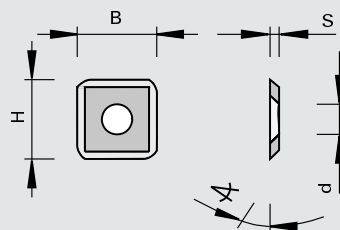
| B    | H    | S    | Ø d  | Wedge∠ | LEUCODUR    | Ident-No. [L] | Ident-No. [R] |
|------|------|------|------|--------|-------------|---------------|---------------|
| 14   | 14   | 2.0  | 6,4  | 60     | HL Solid 20 | 180933        | 180932        |
| 14,3 | 14.3 | 2.5  | 6,4  | 55     | HL Solid 20 | 181144        | 181143        |
| [mm] | [mm] | [mm] | [mm] | [°]    |             |               |               |

150557

## Profile Turnover Knives HW with 4 cutting edges and radius - Ledinek Rotoles

Product

Drawing

LEUCO  
DUR

Tungsten Carbide [HW]

Machine / Application

l planing machines Ledinek Rotoles  
l for use in turnover knife holders for plain milling

Design

l cutting material: HW  
l HL Solid 20 for wood-based panels, hard and soft woods

Advantages

Notes


l packing unit: 10 pieces

| B    | H    | S    | Ø d  | Wedge∠ | LEUCODUR    | Ident-No. [L] | Ident-No. [R] |
|------|------|------|------|--------|-------------|---------------|---------------|
| 14   | 14   | 2.0  | 6,4  | 60     | HL Solid 20 | 182442        | 182441        |
| 14,3 | 14.3 | 2.5  | 6,4  | 55     | HL Solid 20 | 182444        | 182443        |
| [mm] | [mm] | [mm] | [mm] | [°]    |             |               |               |

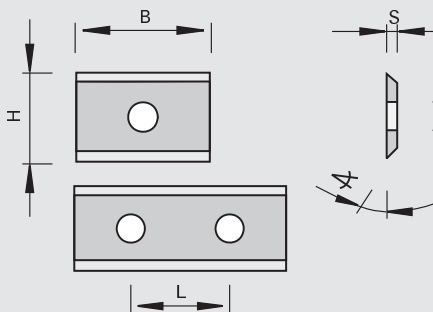
150511 / 150512 / 150515 / 150516 / 150517 / 150717

**Turnover Knives HW with 2 cutting edges**

Product



Drawing

LEUCO  
DUR

Tungsten Carbide [HW]

Machine / Application

Design

- | topline (polished face and micro-ground clearance angle)
- | cutting material: HW
- | HW HL Board 01 for wood-based panels and plastics
- | HW HL Board 02 for wood-based panels and plastics
- | HL Board 06 for wood-based panels, plastics, hard and soft woods
- | HL Board 05 for wood-based panels, plastics and hard woods
- | HL Solid 20 for hard and soft woods
- | HL Solid 20 topline for hard and soft woods

Advantages

- | long edge lives and optimum cutting quality in solid woods
- | EcoKnife: turnover knife with less weight, less unbalance

Notes

- | packing unit: 10 pieces

| B    | H    | S    | Ø d  | L     | Wedge◊ | LEUCODUR             | Ident-No. |
|------|------|------|------|-------|--------|----------------------|-----------|
| 7,5  | 12   | 1.5  | 4,0  | 55    |        | HL Board 05          | 052543    |
| 7,5  | 12   | 1.5  | 4,0  | 45    |        | HL Solid 20          | 173473 o  |
| 9,6  | 12   | 1.5  | 4,0  | 55    |        | HL Board 05          | 171163    |
| 10,5 | 12   | 1.5  | 4,0  | 55    |        | HL Board 05          | 162636    |
| 11   | 12   | 1.5  | 4,0  | 55    |        | HL Board 05          | 162637    |
| 13   | 12   | 1.5  | 4,0  | 55    |        | HL Board 05          | 162638    |
| 15   | 12   | 1.5  | 4,0  | 55    |        | HL Board 05          | 003081    |
| 15   | 12   | 1.5  | 4,0  | 45    |        | HL Solid 20          | 173467 o  |
| 15,7 | 12   | 1.5  | 4,0  | 55    |        | HL Board 05          | 163846    |
| 17   | 12   | 1.5  | 4,0  | 55    |        | HL Board 05          | 162639    |
| 18   | 12   | 1.5  | 4,0  | 55    |        | HL Board 05          | 162520    |
| 19   | 12   | 1.5  | 4,0  | 55    |        | HL Board 05          | 164242    |
| 20   | 12   | 1.5  | 4,0  | 55    |        | HL Board 02          | 176469    |
| 20   | 12   | 1.5  | 4,0  | 55    |        | HL Board 06          | 178287    |
| 20   | 12   | 1.5  | 4,0  | 55    |        | HL Board 06 EcoKnife | 183569    |
| 20   | 12   | 1.5  | 4,0  | 55    |        | HL Board 05          | 003082    |
| 20   | 12   | 1.5  | 4,0  | 45    |        | HL Solid 20          | 173468 o  |
| 20   | 12   | 1.5  | 4,0  | 45    |        | HL Solid 20 topline  | 176265    |
| 30   | 12   | 1.5  | 4,0  | 14    | 55     | HL Board 01          | 180223 #  |
| 30   | 12   | 1.5  | 4,0  | 14    | 55     | HL Board 02          | 176470    |
| 30   | 12   | 1.5  | 4,0  | 14    | 55     | HL Board 06          | 178288    |
| 30   | 12   | 1.5  | 4,0  | 11-14 | 55     | HL Board 06 EcoKnife | 183570    |
| 30   | 12   | 1.5  | 4,0  | 14    | 55     | HL Board 05          | 003083    |
| 30   | 12   | 1.5  | 4,0  | 14    | 45     | HL Solid 20          | 173469 o  |
| 30   | 12   | 1.5  | 4,0  | 14    | 45     | HL Solid 20 topline  | 176266    |
| 40   | 12   | 1.5  | 4,0  | 26    | 55     | HL Board 02          | 182191 o  |
| 40   | 12   | 1.5  | 4,0  | 26    | 55     | HL Board 05          | 164078    |
| 40   | 12   | 1.5  | 4,0  | 26    | 45     | HL Solid 20          | 173470 o  |
| 40   | 12   | 1.5  | 4,0  | 26    | 45     | HL Solid 20 topline  | 176267    |
| 50   | 12   | 1.5  | 4,0  | 26    | 55     | HL Board 01          | 180224 #  |
| 50   | 12   | 1.5  | 4,0  | 26    | 55     | HL Board 02          | 176471    |
| [mm] | [mm] | [mm] | [mm] | [mm]  | [°]    |                      |           |

| B    | H    | S    | Ø d  | L     | Wedge◁ | LEUCODUR             | Ident-No. |
|------|------|------|------|-------|--------|----------------------|-----------|
| 50   | 12   | 1.5  | 4,0  | 26    | 55     | HL Board 06          | 178289    |
| 50   | 12   | 1.5  | 4,0  | 20-26 | 55     | HL Board 06 EcoKnife | 183571    |
| 50   | 12   | 1.5  | 4,0  | 26    | 55     | HL Board 05          | 003085    |
| 50   | 12   | 1.5  | 4,0  | 26    | 45     | HL Solid 20 topline  | 176268    |
| 60   | 12   | 1.5  | 4,0  | 26    | 55     | HL Board 05          | 003086    |
| 60   | 12   | 1.5  | 4,0  | 26    | 45     | HL Solid 20          | 173472    |
| 60   | 12   | 1.5  | 4,0  | 26    | 45     | HL Solid 20 topline  | 176269    |
| 80   | 13   | 2.2  | 4,0  | 59-61 | 55     | HL Board 06          | 003087    |
| 80   | 13   | 2.2  | 4,0  | 59-61 | 45     | HL Solid 20 topline  | 181677    |
| 100  | 13   | 2.2  | 4,0  | 59-61 | 55     | HL Board 06          | 003088    |
| 120  | 13   | 2.2  | 4,0  | 59-61 | 55     | HL Board 06          | 003089    |
| [mm] | [mm] | [mm] | [mm] | [mm]  | [°]    |                      |           |

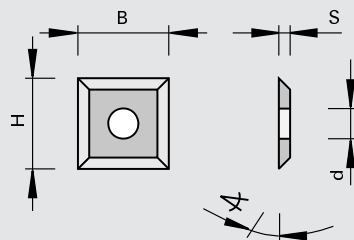
150513 / 150515 150518 / 150718

## Turnover Knives HW with 4 cutting edges

Product



Drawing



Tungsten Carbide [HW]

Machine / Application

Design

Advantages

Notes

- | topline (polished face and micro-ground clearance angle)
- | cutting material: HW
- | HL Board 03 for wood-based panels and plastics
- | HL Board 05 for wood-based panels, plastics and hard woods
- | HL Solid 20 topline for hard and soft woods
- | HL Solid 30 for hard and soft woods

- | long edge lives and optimum cutting quality in solid woods

- | packing unit: 10 pieces

| B    | H    | S    | Ø d  | Wedge◁ | LEUCODUR            | Ident-No.     |
|------|------|------|------|--------|---------------------|---------------|
| 10,5 | 10,5 | 1.5  | 4,0  | 55     | HL Solid 30         | 162316        |
| 12   | 12   | 1.5  | 4,0  | 55     | HL Board 03         | * 180820      |
| 12   | 12   | 1.5  | 4,0  | 55     | HL Board 05         | * 003080      |
| 12   | 12   | 1.5  | 4,0  | 45     | HL Solid 20 topline | * 176340      |
| 17   | 17   | 2.0  | 4,0  | 55     | HL Board 05         | Weinig 162581 |
| 19   | 19   | 2.0  | 4,0  | 55     | HL Board 05         | 162582        |
| [mm] | [mm] | [mm] | [mm] | [°]    |                     |               |



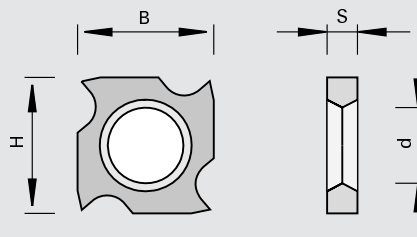
150508

## Grooving Turnover Knives HW with 4 cutting edges - grooving cutterheads

Product



Drawing

LEUCO  
DUR

Tungsten Carbide [HW]

Machine / Application

| for use in grooving cutterheads

Design

| cutting material: HW  
| HL Solid 30 for wood-based panels, hard and soft woods

Advantages

Notes

| Ident-No. 163699 for groove width 4 mm  
| Ident-No. 165906 for groove width 5 mm  
| Ident-No. 169250 for groove width > 7 mm  
| packing unit: 10 pieces

| B    | H    | S    | Ø d  | Ident-No. |
|------|------|------|------|-----------|
| 18   | 18   | 1.95 | 10   | 163699    |
| 18   | 18   | 2.5  | 10   | 165906    |
| 18   | 18   | 3.7  | 10   | 169250    |
| [mm] | [mm] | [mm] | [mm] |           |

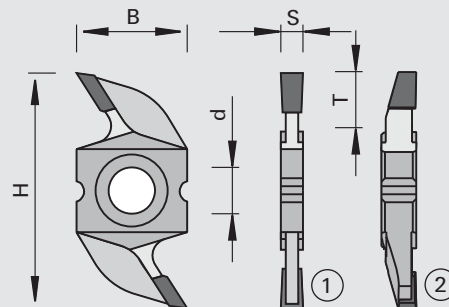
150508/150509

## Grooving Turnover Knives HW with 2 cutting edges and positioning groove

Product



Drawing

LEUCO  
DUR

Tungsten Carbide [HW]

Machine / Application

| for use in cutterheads for grooving

Design

| bore countersunk 90 degrees  
| cutting material: HW  
| HL Solid 30 and HL Solid 40 for hard and soft woods

Advantages

| high accuracy thanks to radial positioning  
| more simple handling

Notes

| spacer rings for the adjustment of the rounding knives see chapter replacement parts  
| packing unit 10 pieces

| B    | H    | S    | Ø d  | Tmax | LEUCODUR    | Ident-No. |
|------|------|------|------|------|-------------|-----------|
| 13   | 36   | 3.5  | 7,4  | 10   | HL Solid 30 | 165968    |
| 16   | 34   | 3.2  | 6,7  | 8,0  | HL Solid 30 | 183663    |
| 16   | 34   | 3.5  | 6,7  | 8,0  | HL Solid 30 | 183664 s  |
| 16   | 34   | 4.0  | 6,7  | 8,0  | HL Solid 30 | 183665    |
| 16   | 34   | 5.0  | 6,7  | 8,0  | HL Solid 30 | 183666    |
| [mm] | [mm] | [mm] | [mm] | [mm] |             |           |

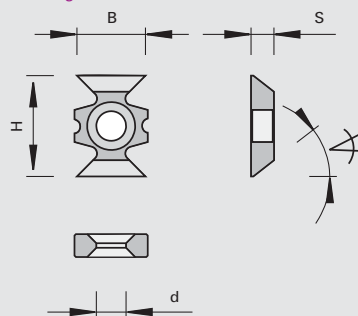
150577

### Chamfering Turnover Knives HW with 4 cutting edges and positioning groove

Product



Drawing



Tungsten Carbide [HW]

Machine / Application

for use in cutterheads for chamfering

Design

cutting material: HW  
HL Solid 20 for wood-based panels, hard and soft woods

Advantages

high accuracy thanks to radial positioning  
more simple handling

Notes

for clockwise and counter-clockwise rotation  
spacer rings for the adjustment of the chamfer knives see chapter replacement parts  
packing unit: 10 pieces

| Chamfer [°] | B [mm] | H [mm] | S [mm] | Ø d [mm] | Ident-No. |
|-------------|--------|--------|--------|----------|-----------|
| 45          | 16     | 22     | 5.0    | 6,5      | 183668    |

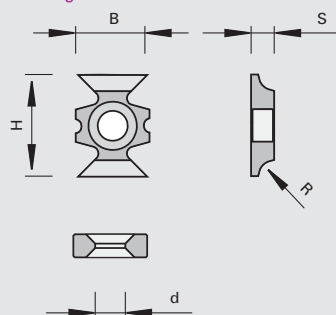
150577

### Rounding Turnover Knives HW with 4 cutting edges and positioning groove

Product



Drawing



Tungsten Carbide [HW]

Machine / Application

for use in cutterheads for rounding

Design

cutting material: HW  
HL Solid 20 for wood-based panels, hard and soft woods

Advantages

high accuracy thanks to radial positioning  
radii are interchangeable  
more simple handling

Notes


for clockwise and counter-clockwise rotation  
spacer rings for the adjustment of the rounding knives see chapter replacement parts  
packing unit: 10 pieces

| R    | B    | H    | S    | Ø d  | Ident-No. |
|------|------|------|------|------|-----------|
| 1,5  | 16   | 22   | 5.0  | 6,5  | 183669    |
| 2,0  | 16   | 22   | 5.0  | 6,5  | 183670 s  |
| 2,5  | 16   | 22   | 5.0  | 6,5  | 183671 s  |
| 3,0  | 16   | 22   | 5.0  | 6,5  | 183672    |
| [mm] | [mm] | [mm] | [mm] | [mm] |           |

985710

### Ball hammers one sided

Product



Notes

| Hand tools for straightening circular saw blades

Weight

Ident-No.

|      |          |
|------|----------|
| 0.5  | 186268 s |
| 0.75 | 186269 s |
| 1.0  | 186270 s |
| 1.25 | 186271 s |
| 1.5  | 186272 s |
| 1.75 | 186273 s |
| 2.0  | 186274 s |
| 2.25 | 186275 s |
| 2.5  | 186276 s |
| 3.0  | 186277 s |
| [kg] |          |

985710

### Ball hammers double sided

Product



Notes

| Hand tools for straightening circular saw blades

Weight

Ident-No.

|      |          |
|------|----------|
| 0.5  | 186257 s |
| 0.75 | 186258 s |
| 1.0  | 186259 s |
| 1.25 | 186260 s |
| 1.5  | 186261 s |
| 1.75 | 186262 s |
| 2.0  | 186263 s |
| 2.25 | 186264 s |
| 2.5  | 186265 s |
| 3.0  | 186266 s |
| 3.5  | 186267 s |
| [kg] |          |

985710

## Cross hammers

Product

Notes



| Hand tools for straightening circular saw blades

Weight

Ident-No.

|      |          |
|------|----------|
| 0.5  | 186278 s |
| 0.75 | 186279 s |
| 1.0  | 186280 s |
| 1.25 | 186281 s |
| 1.5  | 186282 s |
| 1.75 | 186283 s |
| 2.0  | 186284 s |
| 2.25 | 186285 s |
| 2.5  | 186286 s |
| [kg] |          |

985710

## Roughing hammers

Product

Notes



| Hand tools for straightening circular saw blades

Weight

Ident-No.

|      |          |
|------|----------|
| 0.5  | 186287 s |
| 0.75 | 186288 s |
| 1.0  | 186289 s |
| 1.25 | 186290 s |
| 1.5  | 186291 s |
| 1.75 | 186292 s |
| 2.0  | 186293 s |
| 2.25 | 186294 s |
| 2.5  | 186295 s |
| [kg] |          |

985300

## Rulers

Product

Notes



I Hand tools for straightening circular saw blades

Total length

Ident-No.

|      |          |
|------|----------|
| 150  | 186296 o |
| 200  | 186297 o |
| 300  | 186298 o |
| 400  | 186299 o |
| 500  | 186300 o |
| 600  | 186301 o |
| 800  | 186302 o |
| [mm] |          |

985300

## Dial gauges

Product



Ident-No.

186304 o

985300

## Saw setting dial gauges

Product



Ident-No.

186303 o



## AS GOOD AS NEW: EXCELLENT RESHARPENING SERVICE

As a premium manufacturer we know cutting materials and cutting edge geometries very well and have access to the original data. Among others, LEUCO offers carbide-tipped tools with different carbide grades and thus meets the application like no other. As a manufacturer, LEUCO has the know-how for the best service.

In addition, LEUCO's excellent sharpening service is characterized by:

- | sharpening know-how of well-trained LEUCO employees
- | the most modern high-tech systems in the company service centers
- | availability of your tools based on strict sharpening schedules

### LEUCO diamond and carbide service: worldwide

As a quality-aware tool manufacturer we repair all of your tools. Whether it's sharpening any conceivable tooth geometry, tooth replacement, adjustment, alignment, eroding and settings – the precision and quality throughout the tool's life and the efficiency of the work are the measure of our LEUCO service team's work.

Contact LEUCO resharpener service worldwide:  
[www.leuco.com](http://www.leuco.com) or  
<http://bit.ly/LEUCO-Service-Contact>



### LEUCO RESHARPENING SERVICE VIDEO

Take a look at the LEUCO sharpening service video in the YouTube channel under

[WWW.YOUTUBE.DE/LEUCOTOOLING](http://WWW.YOUTUBE.DE/LEUCOTOOLING)

or just scan the QR code:



**"GOOD SERVICE IS NOT ABOUT SMILING AT THE CUSTOMER, BUT ABOUT EARNING THE CUSTOMER'S SMILE. THAT IS WHAT WE STRIVE FOR! TO DESERVE YOUR SMILE!"**

## Short descriptions of the cutting materials

| NEW- according to ISO | Meaning   | Old designation |
|-----------------------|---|-----------------|
| SP                    | Alloyed tool steel<br>(minimum 0.6% C and no more than 5% alloy constituents) | SP              |
| HS                    | High-alloyed tool steel<br>(more than 12% alloy elements Mo, V, Co in total)  | HSS             |
| ST                    | Casting alloy on cobalt basis e.g. Stellite                                   | Stellite        |
| HW                    | Uncoated tungsten carbide   | HM              |
| VHW                   | Solid tungsten carbide  | VHM             |
| DP                    | Polycrystalline diamond   | DIA             |

02

## Tool attributes

| Short form | Meaning                |
|------------|------------------------|
| NL         | Pin holes              |
| KN         | Keyway                 |
| DKN        | Double keyway          |
| n          | permitted range of RPM |
| n max      | maximum RPM            |
| U min-1    | rotations per minute   |
| Vc         | cutting speed          |
| Vf         | feed speed             |
| Z          | No. of teeth           |

03

## Types of feed

| Short form | Meaning         |
|------------|-----------------|
| MEC        | mechanical feed |
| MAN        | manual feed     |

04

## Delivery signs

| Kurzform | Bedeutung                                   |
|----------|---|
| ⊗        | Modification and/or mounting of stock parts |
| o        | Available from stock on short notice        |
| s        | Production per drawing                      |
| #        | New type in process                         |
| \$       | Superstandard                               |

All ID numbers are available from stock unless specifically indicated.

LEUCO Ledermann GmbH & Co. KG fulfills all demands of ISO 9001:2008.  
The certificate-no. is 01 100 010679.

**CATALOG  
SOLID WOOD PROGRAM  
SW 02**



SAWING - PLANING - PROFILING - FINGER JOINTING / JOINTING

Ledermann GmbH & Co. KG  
Willi-Ledermann-Straße 1  
72160 Horb am Neckar  
T +49 7451 / 93 0, F +49 7451 / 93 270  
info@leuco.com